


# ALB SERIES
















## Direct high-powered ringlights

Series of direct ringlights with high-powered leds. Designed with iBlueDrive technology for illuminating from the camera axis the non-reflective objects. These systems provide greater amount of light than ALD Series, which make them suitable for lighting objects from further distances. They highlight textures and contours and are available in several angles of emission and various supplementary filters for being much more versatile.

### ► Technical specifications<sup>1</sup>

Lighting model	ALB0804A	ALB0810A	ALB1716A
			
<b>Dimensions</b>	94.5x77x16.5	94.5x77x16.5	168x168x38.5
<b>Inner Ø</b>	40	40	76
<b>RWD (mm)</b>	>50	>50	>50
<b>Weight</b>	120g	124g	940g
<b>IP rating</b>	IP40	IP40	IP65
<b>Mounting holes</b>	(x2)M4I5	(x2)M4I5	(x9)M4I6
<b>Connection (Type C)</b>	3P aerial male connector. L=150mm PIN 1 = +24V ±8% PIN 2 = 0V PIN 3 = Control	N/A	3P aerial male connector. L=150mm PIN 1 = +24V ±8% PIN 2 = 0V PIN 3 = Control
<b>Power cable (Not-included)</b>	VCC Series	N/A	VCC Series
<b>Modifiers<sup>2</sup></b>			
<b>Accessories<sup>3</sup></b>			
<b>iBlueDrive tech.</b>	<b>Built-in</b>	<b>Built-in</b>	<b>Built-in</b>
<b>iBlueDrive connection</b>	3P aerial male connector. L= 150mm. PIN 1 = +24V ±8% PIN 2 = 0V PIN 3 = Control <sup>4</sup>	3P aerial male connector. L= 150mm. PIN 1 = +24V ±8% PIN 2 = 0V PIN 3 = Control <sup>4</sup>	3P aerial male connector. L= 150mm. PIN 1 = +24V ±8% PIN 2 = 0V PIN 3 = Control <sup>4</sup>
<b>iBlueDrive power cable (Not-included)</b>	VCC Series	VCC Series	VCC Series
<b>iBlueDrive accessories<sup>3</sup></b>			

### ► Instantaneous consumption<sup>5</sup> (max.)

Lighting model	ALB0804A	ALB0810A	ALB1716A	*WT
<b>TYPE C</b> 24VDC	 5.5W	N/A	20W	-365C
	 5.5W	N/A	22W	-400C
	 5.5W	N/A	20W	-470C
	 5.5W	N/A	20W	-525C
	 5.5W	N/A	20W	-630C
	 5W	N/A	10W	-850C
	 5.5W	N/A	17W	-W00C
<b>TYPE P</b>	No "Type P" standard LED lighting systems in this series			
<b>TYPE S</b>	No "Type S" standard LED lighting systems in this series			
<b>TYPE i<sup>6</sup></b> 	 12W [24W/7.7W]	15W [48W/10W]	48W [96W/24W]	-365i
	 12W [24W/7.7W]	15W [48W/10W]	48W [96W/24W]	-400i
	 12W [24W/7.7W]	15W [48W/10W]	48W [96W/24W]	-470i
	 12W [24W/7.7W]	15W [48W/10W]	26W [96W/13W]	-525i
	 12W [17W/7.7W]	15W [34W/10W]	26W [96W/13W]	-630i
	 12W [24W/7.7W]	12W [24W/6.5W]	26W [48W/13W]	-850i
	 12W [24W/7.7W]	15W [48W/10W]	26W [96W/13W]	-W00i

N/A= Not available

(1) Environmental specifications and iconography legend in additional annex Z1.4 and Z2 respectively.

(2) Angles of emission of ALB series ringlights. If not indicated, default angle will be /AM. Please, consult the code to select a different angle of emission before ordering (additional annex Z2.1).

(3) Accessories are not-included. More information in accessories section.

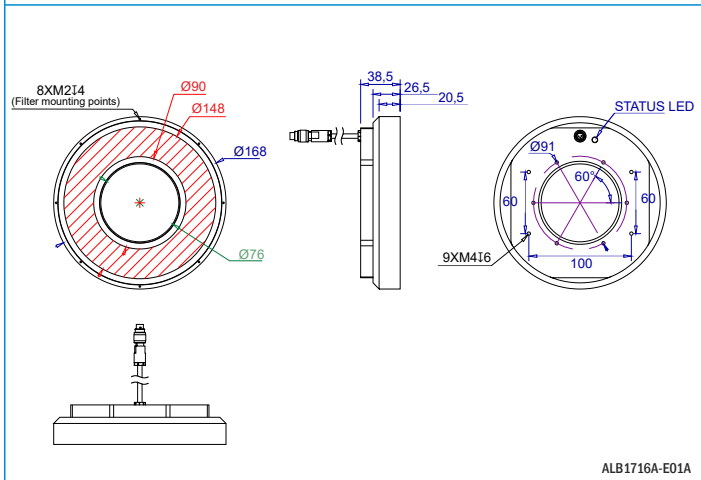
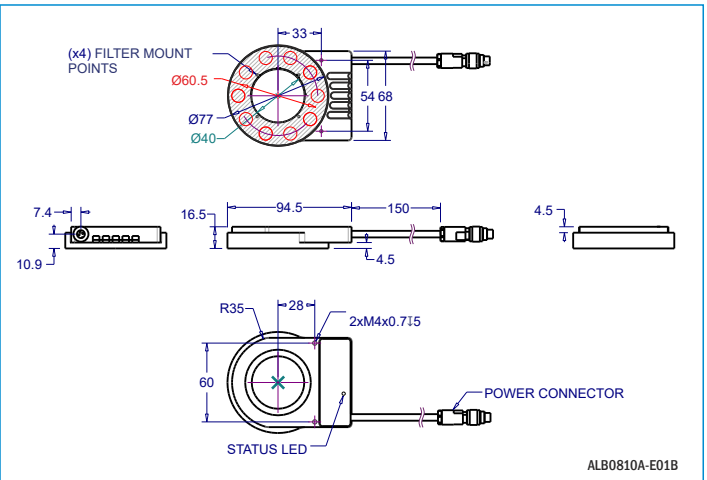
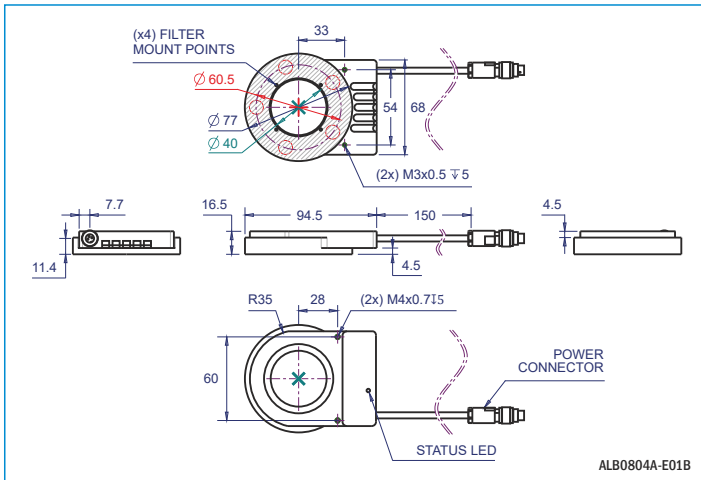
(4) iBlueDrive control input wiring specifications in additional annex Z1.2.

(5) Bear in mind that consumption table is only to be used as a guide. To refer to real values, please, consult product label when purchasing.

(6) Values of maximum instantaneous consumption of "Type I" lighting systems in **Powered mode [Strobe mode / Continuous mode]**



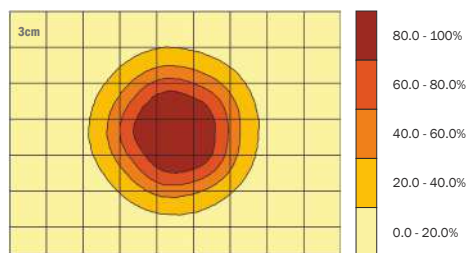
# ALB SERIES



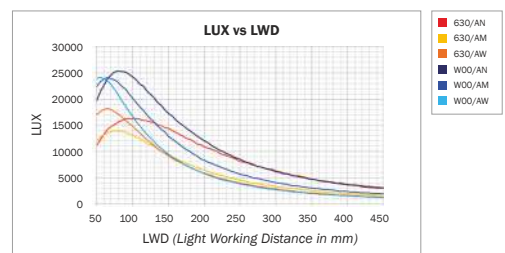
All units in millimeters, if not indicated.



Example of ALB captured image



Brightness distribution of ALB0804A-630i/AM@100mm

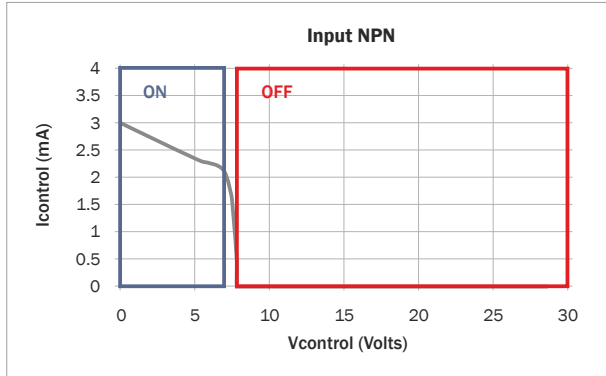




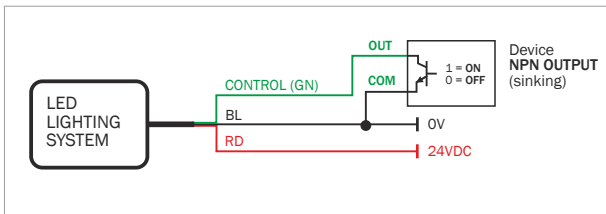
► Z1.1 - Control input NPN/PNP for 'Type C' lighting systems of DOL, PLA (PLA0513A and PLA1026A), PLC, PRC (PRC0604C and PRC0606B), PRH and PRK series.

■ NPN model (by default)

NPN chart of Vcontrol (Volts) vs Icontrol (mA)



NPN wiring for ON/OFF mode

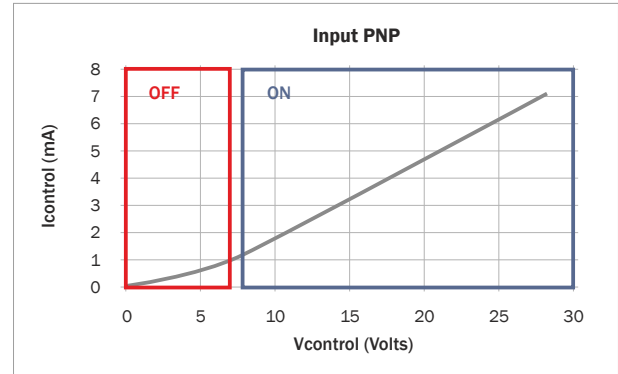


Electrical specifications

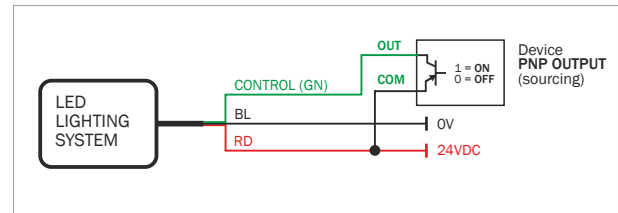
0V to +6.8V	Light ON
+7.2V to +24V	Light OFF
Working conditions	25°C, VIN = 24V
Connection	Direct to a NPN output
Delay from OFF to ON state	<5 µs
Delay from ON to OFF state	<5 µs
Bias voltage in control input	7.9V
Input impedance	7K9 Ω

■ PNP model (lighting systems with PNP modifier =/P)

PNP chart of Vcontrol (Volts) vs Icontrol (mA)



PNP wiring for ON/OFF mode



Electrical specifications

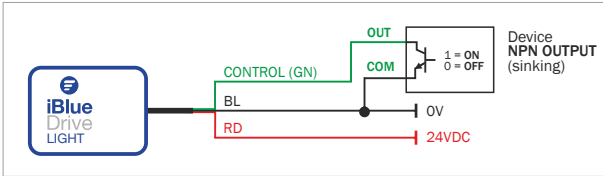
0V to +6.8V	Light OFF
+7.2V to +24V	Light ON
Working conditions	25°C, VIN = 24V
Connection	Direct to a PNP output
Delay from OFF to ON state	<5 µs
Delay from ON to OFF state	<5 µs
Bias voltage in control input	0V
Input impedance	4K Ω
Compliance	IEC1131-2 Type 1, 2 and 3



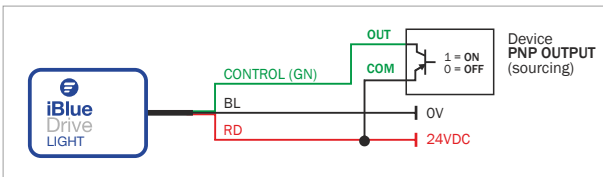
► Z2.1 - iBlueDrive control input wiring

All iBlueDrive products come together with a quick-start guide for connection and working conditions. Refer to iBlueDrive Manual for extended information.

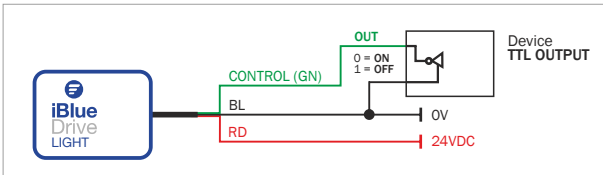
*NPN wiring for strobe or ON/OFF mode*



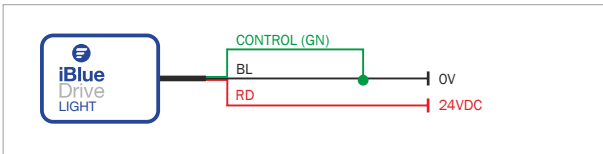
*PNP wiring for strobe or ON/OFF mode*



*TTL wiring for strobe or ON/OFF mode*

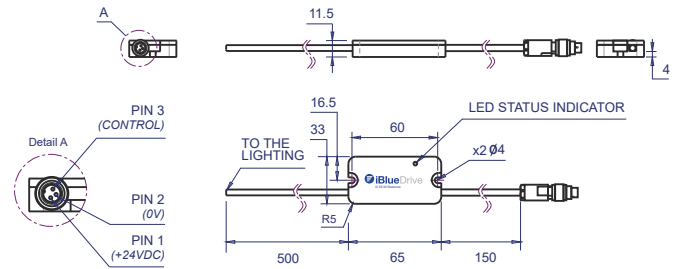


*Wiring for continuous mode*



► Z2.2 - iBlueDrive inline

iBlueDrive inline is the driver for iBlueDrive technology integrated as a box of 65x33mm to the cable that goes from the lighting system to the connector. It is used when iBlueDrive driver can not be integrated on chassis. See *diagram*:






**WARNING!** In continuous and powered mode, clamp driver to a metal surface for heat dissipation. In Strobe mode is not required, but recommended.

► Z2.3 - iBlueDrive Accessories legend

















icon	Description	Serie/Product
	Accessorie to configure iBlueDrive devices: iBlueDrive Box, iBlueDrive USB	VTA0005A, VTA0006A, VTA0007A
	iBlueDrive optocoupler	VTA0020A
	iBlueDrive potentiometer	VTA0030B















► Z3.1 - Environmental Specifications

Max. Operating Humidity	85% non-condensing
Operating Temperature	0 - 40°C
Storage Temperature	0 - 60°C
Housing material	Anodized aluminium
Standards	  






► Z3.2 - Modifiers legend

icon	Description	Code
	Narrow angle of emission	/AN
	Medium angle of emission (default)	/AM
	Wide angle of emission	/AW
	Oval angle of emission = 23-24° (x) 17-18° (y)	/AO
	Diffuse emission	/AD
	Polarizer filter	/FPL
	Diffuser filter	/FDR
	Backlight hole of 42mm	/H
	Backlight hole of 65mm	/H1
	Dome hole of 46mm	/CC1
	Dome hole of 40mm	/CC2
	IP Rating = IPxx = Ip65 / IP67	/65 /67
	PNP input model	/P
	50mm focal Length	/F1
	150mm focal Length	/F2
	Infinite focal Length	/F3
	Lighting by sectors = 2 or 4 sectors	/2S /4S








► Z3.3 - Accessories legend

icon	Description	Serie
	Power cable/s	VCB, VCC, VCD Series
	Other cable/s	VCU, VCL
	Strobe and RGB controller/s	VST, VSC Series
	Polarizer filter	VPF, VPC
	Diffuser filter	VDF
	Collimater filter on x axis	VCFx
	Collimater filter on y axis	VCFy
	Collimater filter on xy axis	VCFxy
	Darkfield converter	VRF
	Protector filter	VPT
	Heat dissipator	VHD
	Fixing bracket	VBA, VBB, VBC Series








► Z3.4 - Technical drawings legend

icon	Description
	Optical axis
	Viewing window dimensions
	Lighting elements
	Light emission center
	Lighting surface dimensions




► Z3.5 - Colours & Wavelegths legend

icon	Wavelength	Colour	Code
	365nm	UV-	-365
	400nm	UV	-400
	470nm	BLUE	-470
	525nm	GREEN	-525
	630nm	RED	-630
	850nm/880nm	IR	-850/-880
		WHITE	-W00
		RGB	-RGB

► Z3.6 - Types of lighting legend

icon	Description
	Radial lighting
	'Darkfield' lighting effect. Low angle illumination
	Backlight illumination
	'Cloudy day' lighting effect
	'Bright field' lighting effect
	Projector lighting
	Axial lighting

► Z3.7 - Types of light legend

icon	Description
	Direct light
	Diffuse light
	Ultra-diffuse light



**VISION CONSULTANCY**  
MAKING THE UNSEEN VISIBLE

Thank you for downloading this document from  
[www.machine-vision-shop.com](http://www.machine-vision-shop.com)

If you have any questions, you need help composing the  
right package for your application or do you want to order?

Feel free to contact us via e-mail at [sales@vision-consultancy.nl](mailto:sales@vision-consultancy.nl) or visit our webshop.

Our vision experts are happy to help you.



Natascha Overhof



Christian Cromptvoets



**VISION CONSULTANCY**

Robert Schumandomein 2  
6229 ES Maastricht  
The Netherlands

+31 (0) 438 522 651

[sales@vision-consultancy.nl](mailto:sales@vision-consultancy.nl)  
[www.machine-vision-shop.com](http://www.machine-vision-shop.com)

Scan me to visit  
[machine-vision-shop](http://machine-vision-shop.com)

