




DTL SERIES












Transmitted dome lights

Differently from DOM series, the light is transmitted uniformly through the dome, which is of translucent material, allowing more compact domes better covering the object. Specially designed for bright curved surfaces, eliminating brightness and shadows. Also, this system can get the lighting dome divided in three sectors controllable independently, increasing versatility. Ideal for inspection of welds.

► Technical specifications¹

Lighting model	DTL3521B
	
Dimensions	Ø225x85
Bottom	55
RWD (mm)	<50
Weight	1440g
IP rating	IP40
Mounting holes	2 x M8I8 6 x M4I6
Connection (Type C/S)	4P male chassis connector PIN 1 = +24V ±3% PIN 2 = 0V inner sector PIN 3 = 0V middle sector PIN 4 = 0V outer sector
Power cable (Not-included)	VCD Series
Modifiers ²	N/A
Accessories ³	

► Instantaneous consumption⁴ (max.)

Lighting model		DTL3521B (inner)	DTL3521B (middle)	DTL3521B (outer)	*WT
TYPE C 24VDC		6.4W	13W	16W	-470C
		6.4W	13W	16W	-525C
		6.4W	13W	16W	-630C
		6.4W	13W	16W	-850C
		6.4W	13W	16W	-W00C
TYPE P		No 'Type P' standard LED lighting systems in this series			
TYPE S Dmax= 1/10 Ton max= 2ms		1055mA/25W	2110mA/51W	2640mA/63W	-470S
		1055mA/25W	2110mA/51W	2640mA/63W	-525S
		1055mA/25W	2110mA/51W	2640mA/63W	-630S
		2510mA/60W	5015mA/120W	6270mA/150W	-850S
		1055mA/25W	2110mA/51W	2640mA/63W	-W00S
		1200mA/29W channel	2100mA/50W channel	3000mA/72W channel	-RGBS
TYPE i		No 'Type i' standard LED lighting systems in this series			

(1) Environmental specifications and iconography legend in additional annex Z4.

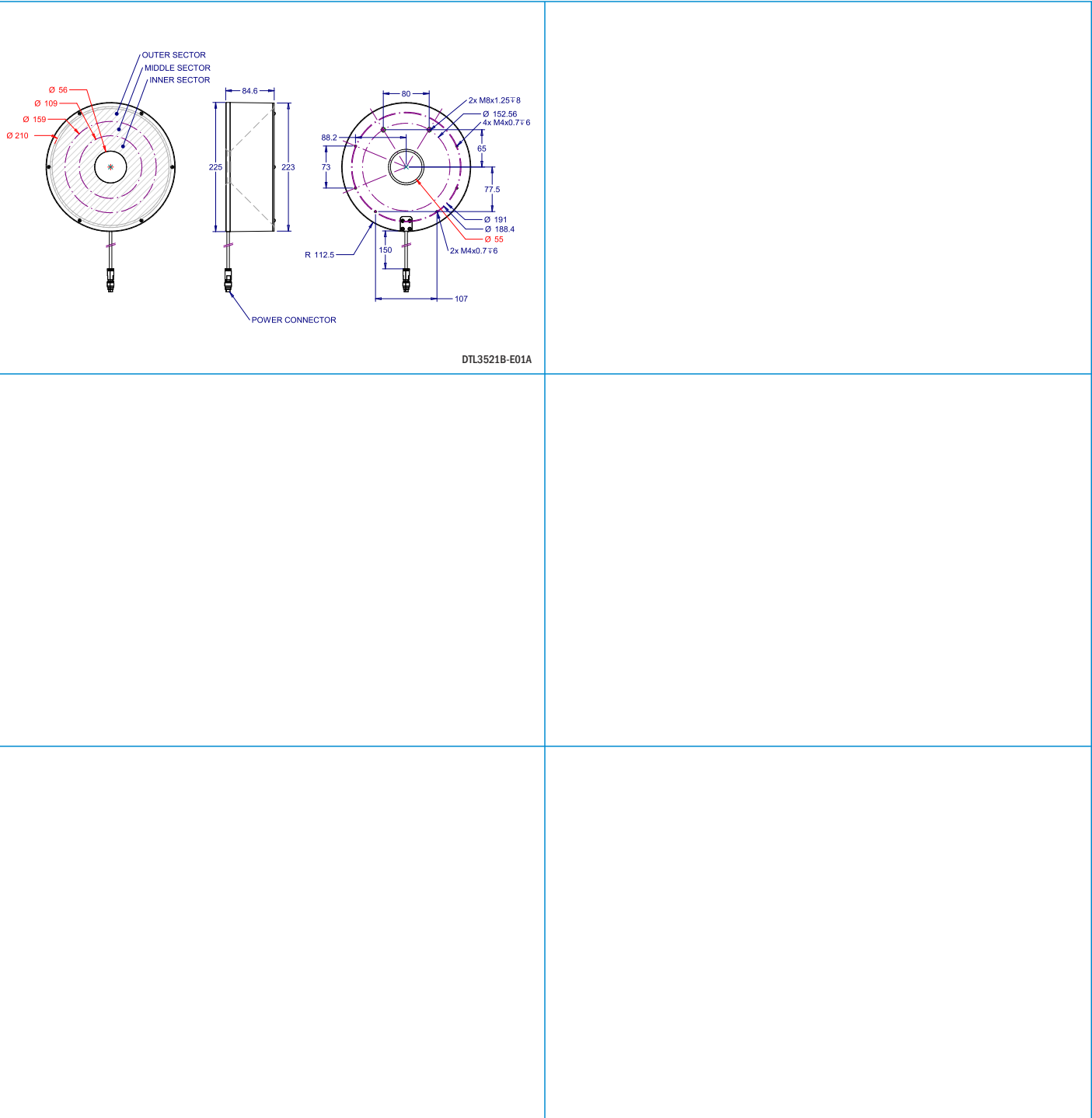
(2) Please, consult the code before ordering (additional annex Z4.2).

(3) Accessories are not-included. More information in accessories section.


(4) Bear in mind that consumption table is only to be used as a guide. To refer to real values, please, consult product label when purchasing.



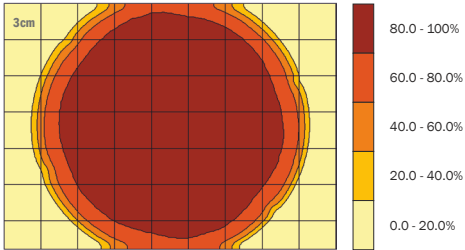
DTL SERIES



All units in millimeters, if not indicated.






Example of DTL captured image



Brightness distribution of DTL3521B-630C@5mm













► Z4.1 - Environmental Specifications

Max. Operating Humidity	85% non-condensing
Operating Temperature	0 - 40°C
Storage Temperature	0 - 60°C
Housing material	Anodized aluminium
Standards	  






► Z4.2 - Modifiers legend

icon	Description	Code
	Narrow angle of emission	/AN
	Medium angle of emission (default)	/AM
	Wide angle of emission	/AW
	Diffuse emission	/AD
	Polarizer filter	/FPL
	Diffuser filter	/FDR
	Backlight hole of 42mm	/H
	Backlight hole of 65mm	/H1
	Dome hole of 46mm	/CC1
	Dome hole of 40mm	/CC2
	IP Rating = IPxx = Ip65 / IP67	/65 / 67
	PNP input model	/P
	50mm focal Length	/F1
	150mm focal Length	/F2
	Infinite focal Length	/F3
	Lighting by sectors = 4 sectors	/4S

► Z4.3 - Accessories legend

icon	Description	Serie
	Power cable/s	VCB, VCC, VCD Series
	Other cable/s	VCU, VCL
	Strobe and RGB controller/s	VST, VSC Series
	Polarizer filter	VPF, VPC
	Diffuser filter	VDF
	Collimator filter on x axis, y axis or both	VCF
	Darkfield converter	VRF
	Protector filter	VPT
	Heat dissipator	VHD
	Fixing bracket	VBA, VBB, VBC Series








► Z4.4 - Technical drawings legend

icon	Description
	Optical axis
	Viewing window dimensions
	Lighting elements
	Light emission center
	Lighting surface dimensions




► Z4.5 - Colours & Wavelegths legend

icon	Wavelength	Colour	Code
	365nm	UV-	-365
	400nm	UV	-400
	470nm	BLUE	-470
	525nm	GREEN	-525
	630nm	RED	-630
	850nm/880nm	IR	-850/-880
		WHITE	-W00
		RGB	-RGB

► Z4.6 - Types of lighting legend

icon	Description
	Radial lighting
	'Darkfield' lighting effect. Low angle illumination
	Backlight illumination
	'Cloudy day' lighting effect
	'Bright field' lighting effect
	Projector lighting
	Axial lighting

► Z4.7 - Types of light legend

icon	Description
	Direct light
	Diffuse light
	Ultra-diffuse light



MACHINE VISION SHOP

FOR ALL YOUR VISION PRODUCTS

Thank you for downloading this document from
www.machine-vision-shop.com

If you have any questions, you need help composing the
right package for your application or do you want to order?

Feel free to contact us via e-mail at
sales@vision-consultancy.nl or visit our webshop.

Our vision experts are happy to help you.



Natascha Overhof



Christian Cromptoets



Machine Vision Shop

Trade name of Vision Consultancy BV

Robert Schumandomein 2
6229 ES Maastricht
The Netherlands

+31 (0) 438 522 651

sales@vision-consultancy.nl
www.machine-vision-shop.com

Scan me to visit
machine-vision-shop

