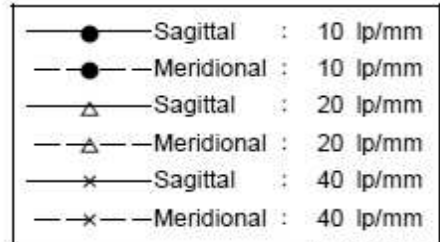
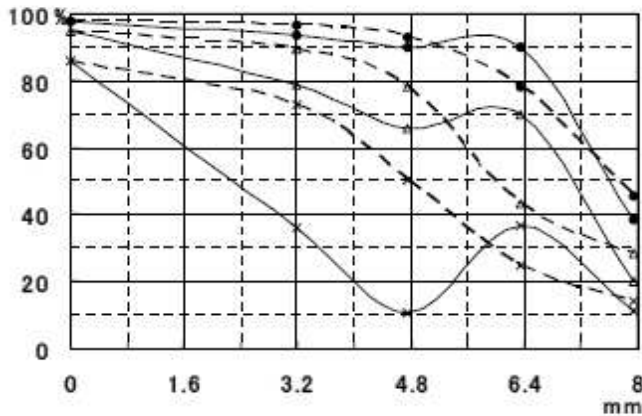
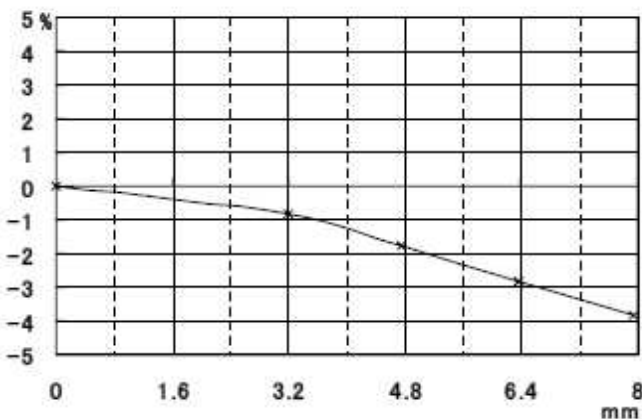


● Modulation Transfer Function (MTF)

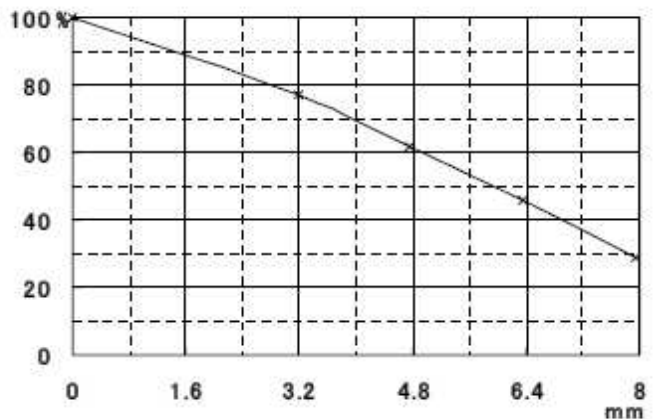


4D-0011T0240

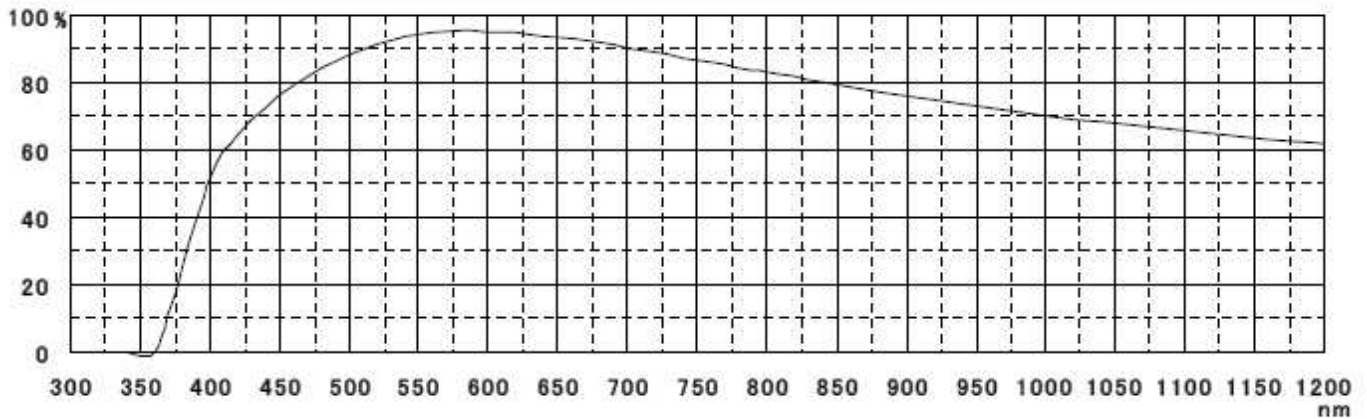
● Distortion (歪曲収差)



● Vignetting (周辺光量)



● Spectral Transmittance (分光透過率)



● Resolving Power (解像力)

y	0	4.76	6.35	7.94		
Rr(S)	160	32	40	13		
Rt(M)		50	25	13		

● Entrance Pupil Position (入射瞳位置)

-31.83 [mm] *

● Exit Pupil Position (射出瞳位置)

-29.82 [mm] *

● 1st Principal Point (第一主点)

-24.58 [mm] *

● 2nd Principal Point (第二主点)

-12.43 [mm] * (* : From Image Plane)

SPEC. INFO	FL-BC1218A-VG RC SPEC.	3121228-S001-RC-B13
		Sep. 27, 2012

1. Model FL-BC1218A-VG
2. Application For 1 Format Camera
3. Specification

3-1. Physical (As per the attached drawing)

- (1) Dimensions $\phi 42\text{mm} \times 40\text{ mm}$
- (2) Weight 95g
- (3) Mount C-Mount (1 – 32 UN – 2A)
- (4) Filter Screw Size $\phi 40.5\text{ mm} , P = 0.5\text{ mm}$

3-2. Optical

- (1) Focal Length 12.5 mm $\pm 5\%$
- (2) Max. Aperture Ratio 1: 1.8
- (3) Iris Range F / 1.8 to F / 16 to Close
- (4) Angle of View
 Diagonal 67.20°
 Horizontal 55.49°
 Vertical 42.61°
- (5) Picture format 12.7 mm \times 9.525 mm
- (6) Minimum Object Distance 0.3 m
- (7) Back Focal Length 10.36 mm
- (8) Flange Back Length 17.526 mm \pm 0.05 mm

3-3. Mechanical

- (1) Focusing Mechanism Straight Helicoid
 Rotation Angle 85.9°
 Rotation Torque 0.98N·cm to 6.0 N·cm
 Focus Ring can be fixed at any positions by 3 fixing screws (A) or 1 thumb screw (refer to external view)
- (2) Iris Mechanism Non-click, Close-down
 Rotation Angle 96°
 Rotation Torque 0.98N·cm to 6.0 N·cm
 Iris Ring can be fixed at any positions by 3 fixing screws (B) or 1 thumb screw (refer to external view)

3-4. Vibration & Shock Test Standard

(1) Vibration Conditions

Wave	Sine Wave
Acceleration	1.96 m/s ² to 59.78 m/s ²
Cycle Range	10 Hz to 55 Hz
Cycle Period	3 Minutes
Duration of Vibration	120 Minutes Respectively in Three Dimensional Directions

(2) Shock Conditions

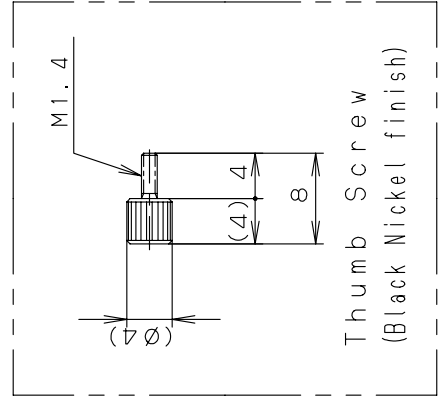
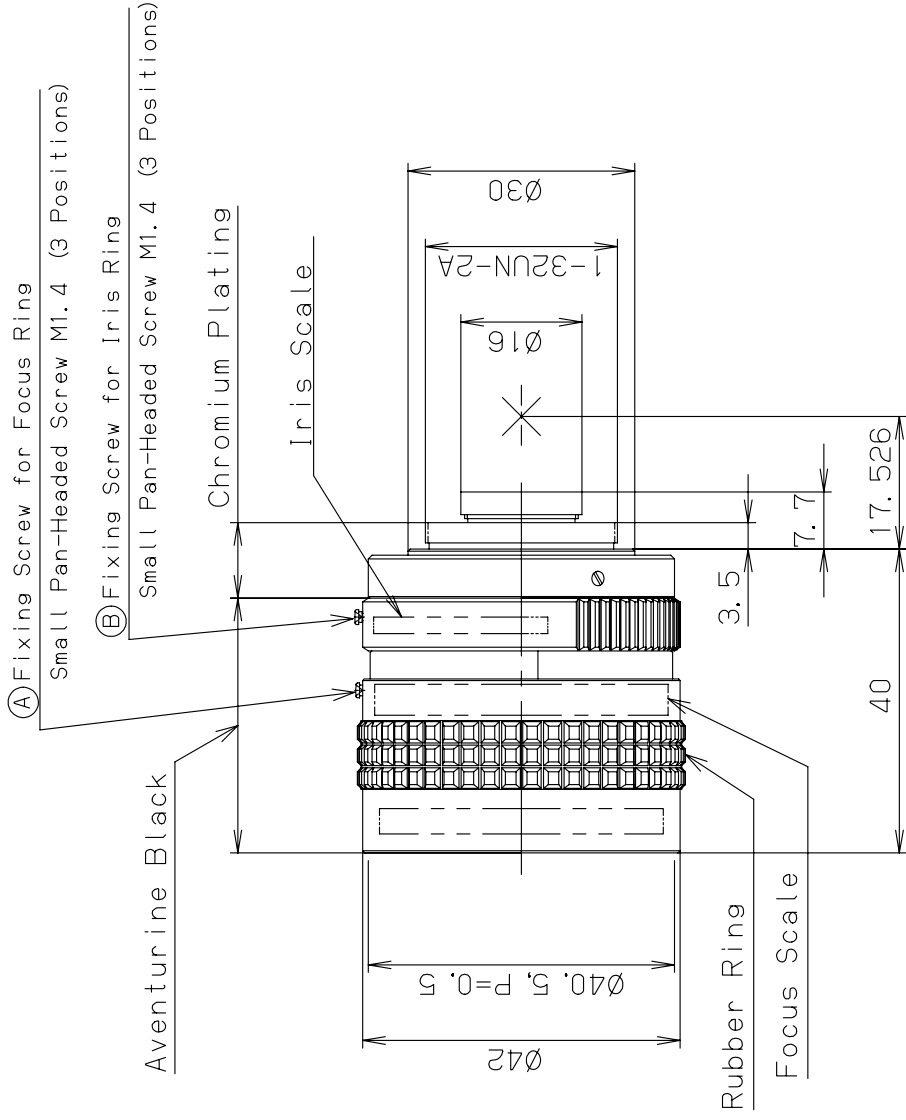
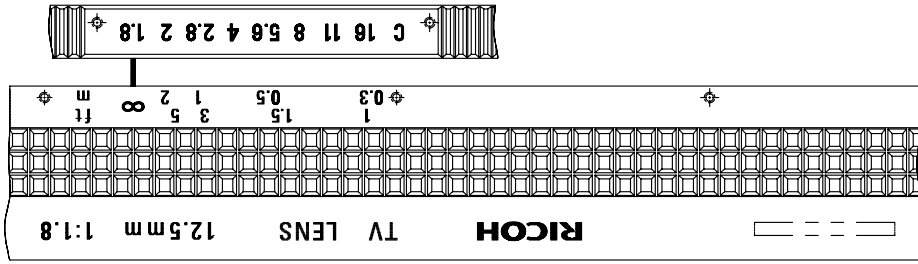
Tester	Shock Testing Machine by Dropping
Impact Force	588 m/s ²
Duration of Shock	3.5 ms
Directions & Number of Times	1 Time Respectively in Three Dimensional Directions

SPEC. INFO	FL-BC1218A-VG RC SPEC.	3121228-S001-RC-B23
		Sep. 27. 2012

3-5. Environmental Temperature Range -20°C to $+50^{\circ}\text{C}$

4. Accessories

- | | | |
|-----------------------------------|----------|----------------------|
| (1) Front Lens Cap | 1 piece | |
| (2) Rear Lens Cap | 1 piece | |
| (3) Fixing Screw ④ for Focus Ring | 3 pieces | |
| (4) Fixing Screw ⑤ for Iris Ring | 3 pieces | |
| (5) Thumbscrew | 2 pieces | (for Optional Usage) |
| (6) Packing Box | 1 piece | |



FL-BC1218A-VG	
SPEC. INFO	3121228-S001-RC-B33
	Sep.27.2012
RICOH	



VISION CONSULTANCY
MAKING THE UNSEEN VISIBLE

Thank you for downloading this document from
www.machine-vision-shop.com

If you have any questions, you need help composing the
right package for your application or do you want to order?

Feel free to contact us via e-mail at sales@vision-consultancy.nl or visit our webshop.

Our vision experts are happy to help you.



Natascha Overhof



Christian Cromptoets



VISION CONSULTANCY

Robert Schumandomein 2
6229 ES Maastricht
The Netherlands

+31 (0) 438 522 651

sales@vision-consultancy.nl
www.machine-vision-shop.com

Scan me to visit
[machine-vision-shop](http://machine-vision-shop.com)

