
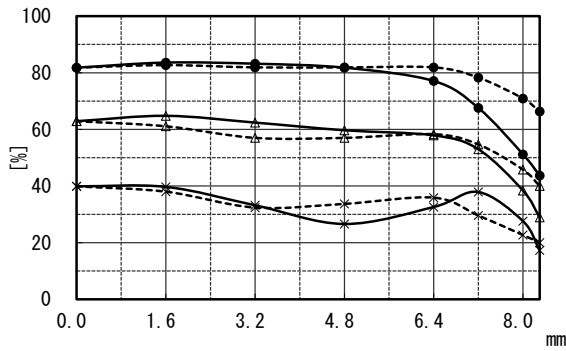
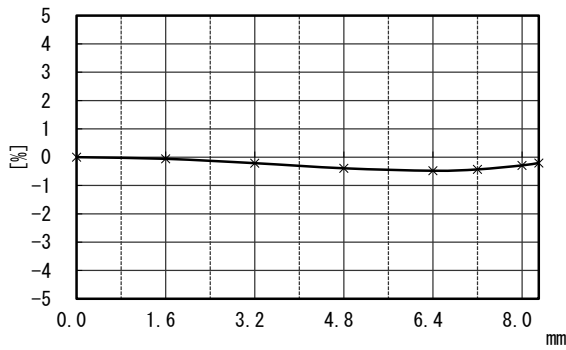


● Modulation Transfer Function (MTF)

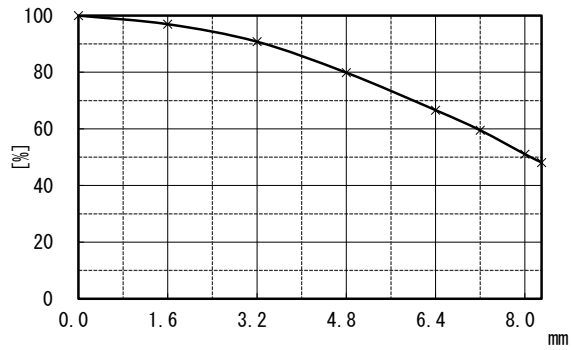
W.D. = 250mm



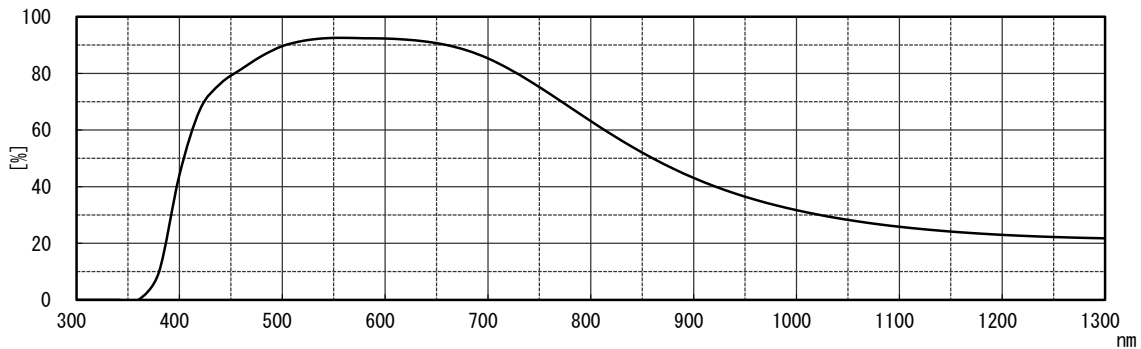
● Distortion (歪曲収差)



● Vignetting (周辺光量)



● Spectral Transmittance (分光透過率)



- Entrance Pupil Position (入射瞳位置) -57.97 [mm]*
- Exit Pupil Position (射出瞳位置) -50.98 [mm]*
- 1st Principal Point (第一主点) -46.99 [mm]*
- 2nd Principal Point (第二主点) -16.01 [mm]*

(*:From Image Plane , W.D.=∞)

SPEC. INFO	FL-BC1618-9M	K66184-S001-B13
		Mar. 11. 2016

1. Model FL-BC1618-9M
2. Application For 1 Format Camera

3. Specification

3-1. Physical (As per the attached drawing)

- (1) Dimensions ϕ 42.0 mm \times 64.0 mm
- (2) Weight 153 g
- (3) Mount C-Mount (1 – 32 UN – 2A)
- (4) Filter Screw Size M40.5 mm , P = 0.5 mm

3-2. Optical

- (1) Focal Length 16 mm \pm 5%
- (2) Max. Aperture Ratio 1: 1.8
- (3) Iris Range F / 1.8 to F / 16
- (4) Angle of View
 Diagonal 53.2°
 Horizontal 43.8°
 Vertical 33.5°
- (5) Picture format 12.8 mm \times 9.6 mm
- (6) Focusing Range Inf. to 0.08 m
- (7) Back Focal Length 14.1 mm (in air)
- (8) Flange Back Length 17.526 mm \pm 0.05 mm (in air)

3-3. Mechanical

- (1) Focusing Mechanism
 Rotation Angle 77°
 Rotation Torque 0.2N·cm to 10.0 N·cm
 Focus Ring can be fixed at any positions by
 3 fixing screws (A) or 1 thumb screw (refer to external view)
- (2) Iris Mechanism
 Non-click
 Rotation Angle 84°
 Rotation Torque 0.01N·cm to 3.0 N·cm
 Iris Ring can be fixed at any positions by 3 fixing screws (B)
 or 1 thumb screw (refer to external view)

3-4. Vibration & Shock Test Standard

(1) Vibration Conditions

Wave	Sine Wave
Acceleration	1.96 m/s ² to 59.78 m/s ²
Cycle Range	10 Hz to 55 Hz
Cycle Period	3 Minutes
Duration of Vibration	120 Minutes Respectively in Three Dimensional Directions

(2) Shock Conditions

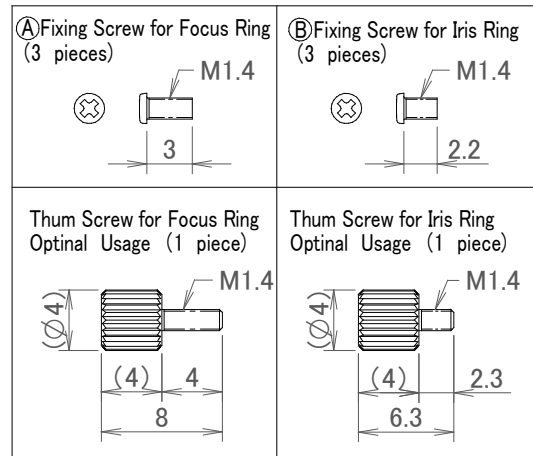
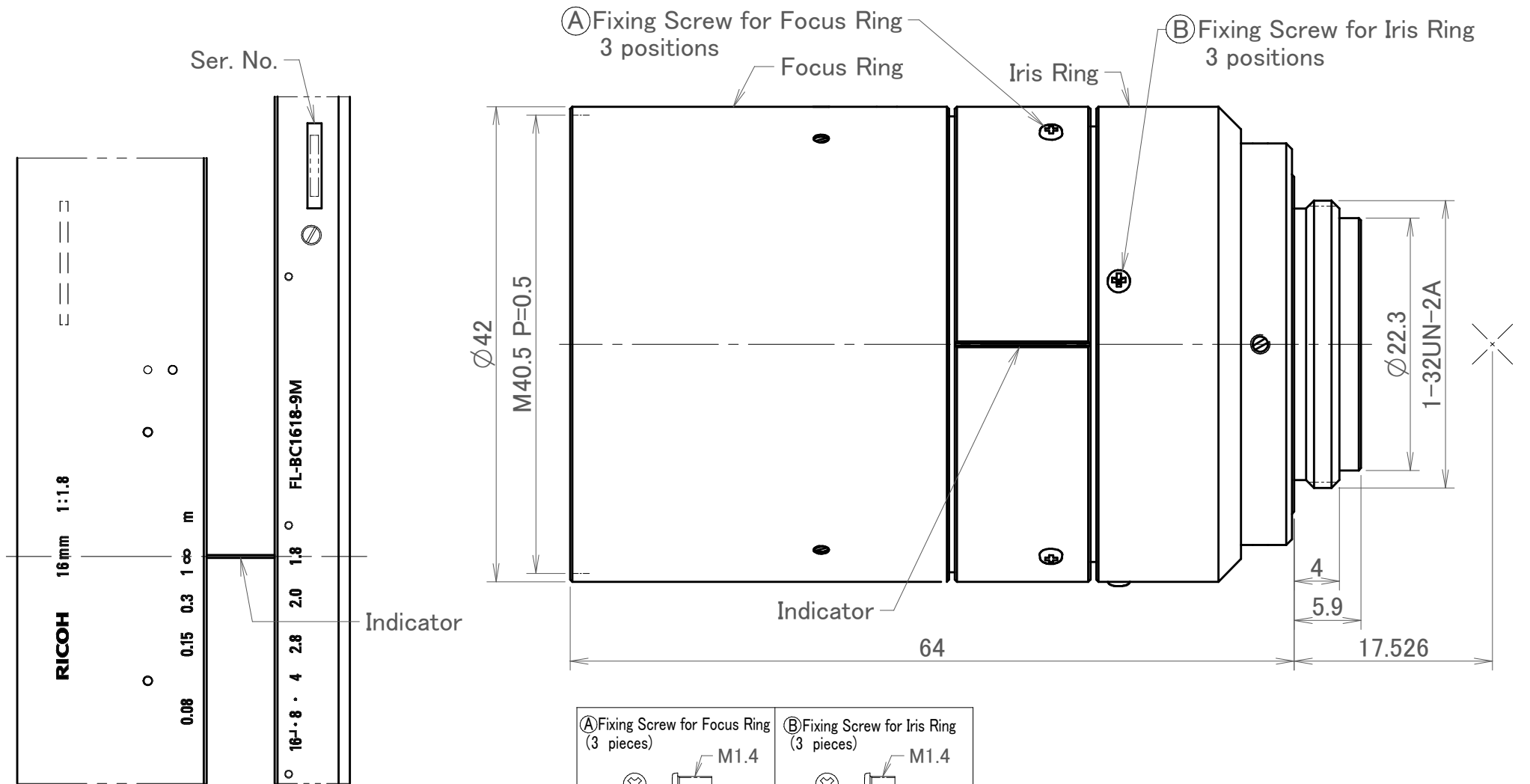
Tester	Shock Testing Machine by Dropping
Impact Force	588 m/s ²
Duration of Shock	3.5 ms
Directions & Number of Times	1 Time Respectively in Three Dimensional Directions

SPEC. INFO	FL-BC1618-9M	K66184-S001-B23
		Mar. 11. 2016

3-5. Environmental Temperature Range -10°C to $+50^{\circ}\text{C}$

4. Accessories

- | | | |
|-----------------------------------|----------|----------------------|
| (1) Front Lens Cap | 1 piece | |
| (2) Rear Lens Cap | 1 piece | |
| (3) Fixing Screw ① for Focus Ring | 3 pieces | |
| (4) Fixing Screw ② for Iris Ring | 3 pieces | |
| (5) Thumbscrew for Focus Ring | 1 pieces | (for Optional Usage) |
| (6) Thumbscrew for Iris Ring | 1 pieces | (for Optional Usage) |
| (7) Packing Box | 1 piece | |



SPEC. INFO	FL-BC1618-9M
	K66184-S001-B33
RICOH Industrial Solutions Inc. Mar.11.2016	



VISION CONSULTANCY
MAKING THE UNSEEN VISIBLE

Thank you for downloading this document from
www.machine-vision-shop.com

If you have any questions, you need help composing the
right package for your application or do you want to order?

Feel free to contact us via e-mail at sales@vision-consultancy.nl or visit our webshop.

Our vision experts are happy to help you.



Natascha Overhof



Christian Cromptoets



VISION CONSULTANCY

Robert Schumandomein 2
6229 ES Maastricht
The Netherlands

+31 (0) 438 522 651

sales@vision-consultancy.nl
www.machine-vision-shop.com

Scan me to visit
[machine-vision-shop](http://machine-vision-shop.com)

