
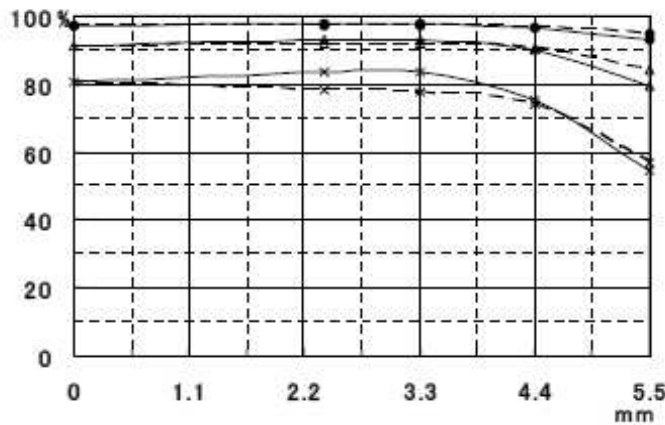


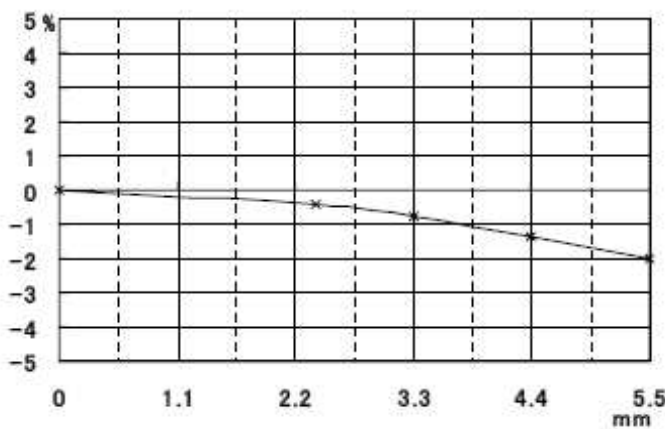
● Modulation Transfer Function (MTF)

W. D. = 250mm

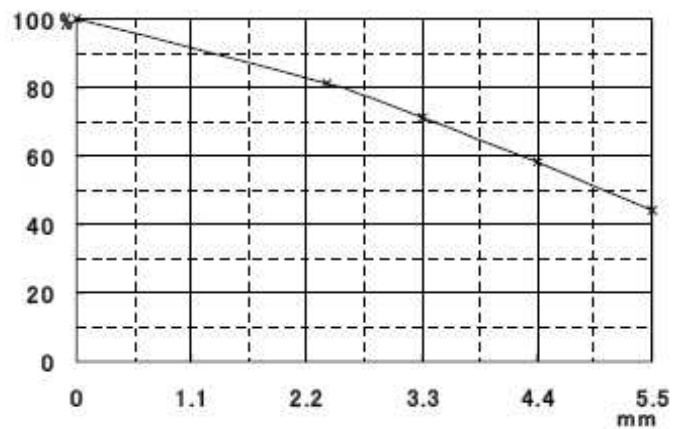


4D-0392T0075

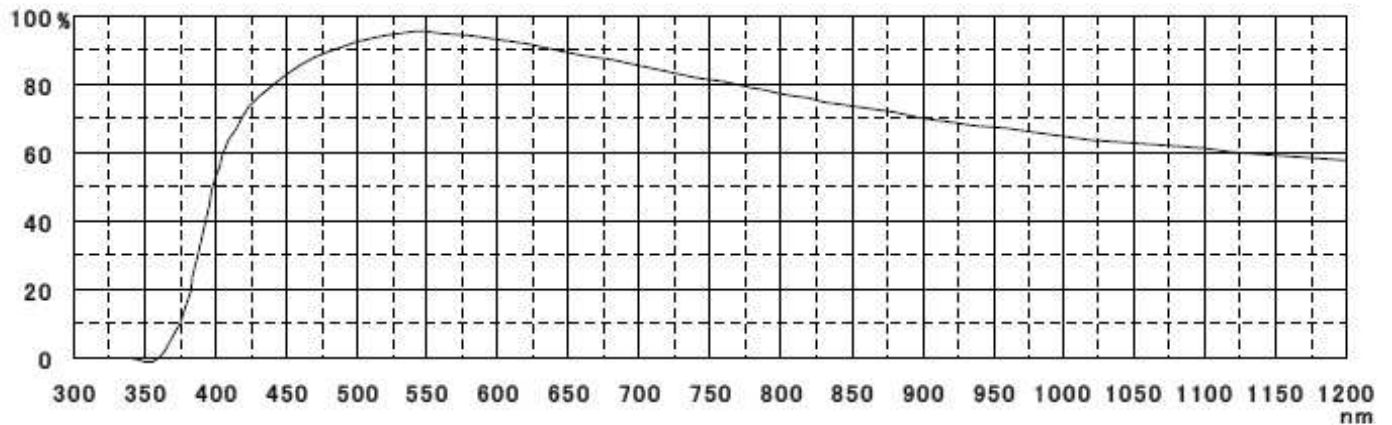
● Distortion (歪曲収差)



● Vignetting (周辺光量)



● Spectral Transmittance (分光透過率)



● Resolving Power (解像力)

y	0	3.3	4.4	5.5	
Rr(S)	160	125	100	80	
Rt(M)		125	100	50	

● Entrance Pupil Position (入射瞳位置)

-30.21 [mm] *

● Exit Pupil Position (射出瞳位置)

-68.01 [mm] *

● 1st Principal Point (第一主点)

-17.97 [mm] *

● 2nd Principal Point (第二主点)

-16.00 [mm] * (* : From Image Plane)

SPEC. INFO	FL-CC1614-2M RC SPEC.	3131634-S001-RC-B13
		Oct. 04. 2012

1. Model FL-CC1614-2M
2. Application For 2/3 Format Camera

3. Specification

3-1. Physical (As per the attached drawing)

- (1) Dimensions $\phi 29.5 \text{ mm} \times 33.2 \text{ mm}$
- (2) Weight 63 g
- (3) Mount C-Mount (1 – 32 UN – 2A)
- (4) Filter Screw Size $\phi 27 \text{ mm}$, P = 0.5 mm

3-2. Optical

- (1) Focal Length 16 mm $\pm 5\%$
- (2) Max. Aperture Ratio 1: 1.4
- (3) Iris Range F / 1.4 to F / 16
- (4) Angle of View
 Diagonal 38.28°
 Horizontal 30.97°
 Vertical 23.41°
- (5) Picture format 8.8 mm \times 6.6 mm
- (6) Focusing Range Inf. to 0.25 m
- (7) Back Focal Length 14.61 mm (in air)
- (8) Flange Back Length 17.526 mm \pm 0.05 mm (in air)

3-3. Mechanical

- (1) Focusing Mechanism Straight Helicoid
 Rotation Angle 154.3°
 Rotation Torque 0.2N·cm to 7.0 N·cm
 Focus Ring can be fixed at any positions by 3 fixing screws (A) or 1 thumb screw (refer to external view)
- (2) Iris Mechanism Non-click, Close-down
 Rotation Angle 89.3°
 Rotation Torque 0.5N·cm to 7.0 N·cm
 Iris Ring can be fixed at any positions by 3 fixing screws (B) or 1 thumb screw (refer to external view)

3-4. Vibration & Shock Test Standard

(1) Vibration Conditions

Wave	Sine Wave
Acceleration	1.96 m/s ² to 59.78 m/s ²
Cycle Range	10 Hz to 55 Hz
Cycle Period	3 Minutes
Duration of Vibration	120 Minutes Respectively in Three Dimensional Directions

(2) Shock Conditions

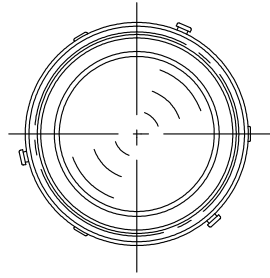
Tester	Shock Testing Machine by Dropping
Impact Force	588 m/s ²
Duration of Shock	3.5 ms
Directions & Number of Times	1 Time Respectively in Three Dimensional Directions

SPEC. INFO	FL-CC1614-2M RC SPEC.	3131634-S001-RC-B23
		Oct. 04. 2012

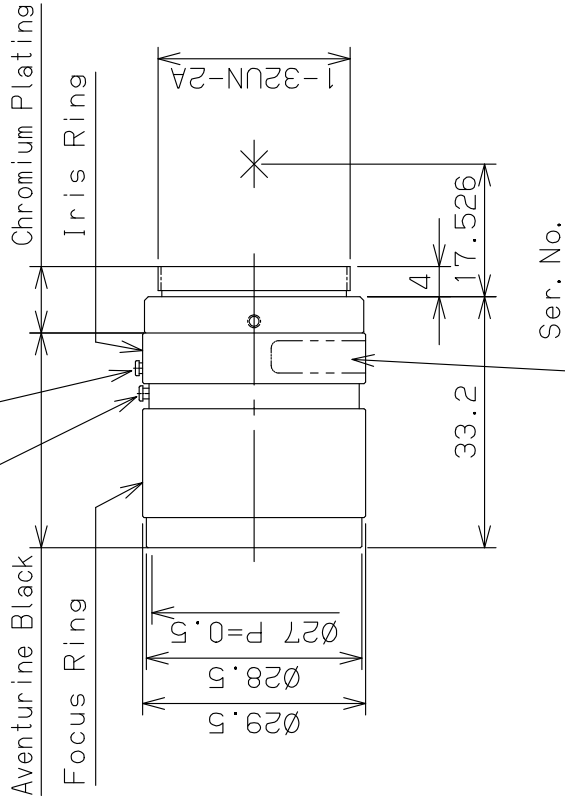
3-5. Environmental Temperature Range -20°C to $+50^{\circ}\text{C}$

4. Accessories

- | | | |
|-----------------------------------|----------|----------------------|
| (1) Front Lens Cap | 1 piece | |
| (2) Rear Lens Cap | 1 piece | |
| (3) Fixing Screw ① for Focus Ring | 3 pieces | |
| (4) Fixing Screw ② for Iris Ring | 3 pieces | |
| (5) Thumbscrew for Focus Ring | 1 pieces | (for Optional Usage) |
| (6) Thumbscrew for Iris Ring | 1 pieces | (for Optional Usage) |
| (7) Packing Box | 1 piece | |



- Ⓐ Fixing Screw for Focus Ring
Small Pan-Headed Screw M1.4 (3 Positions)
- Ⓑ Fixing Screw for Iris Ring
Small Pan-Headed Screw M1.4 (3 Positions)



<p>Ⓐ Fixing Screw for Focus Ring (3 pieces)</p>	<p>Ⓑ Fixing Screw for Iris Ring (3 pieces)</p>
<p>Thumb Screw for Focus Ring Optional Usage (1 piece)</p>	<p>Thumb Screw for Iris Ring Optional Usage (1 piece)</p>



VISION CONSULTANCY
MAKING THE UNSEEN VISIBLE

Thank you for downloading this document from
www.machine-vision-shop.com

If you have any questions, you need help composing the
right package for your application or do you want to order?

Feel free to contact us via e-mail at sales@vision-consultancy.nl or visit our webshop.

Our vision experts are happy to help you.



Natascha Overhof



Christian Cromptvoets



VISION CONSULTANCY

Robert Schumandomein 2
6229 ES Maastricht
The Netherlands

+31 (0) 438 522 651

sales@vision-consultancy.nl
www.machine-vision-shop.com

Scan me to visit
[machine-vision-shop](http://machine-vision-shop.com)

