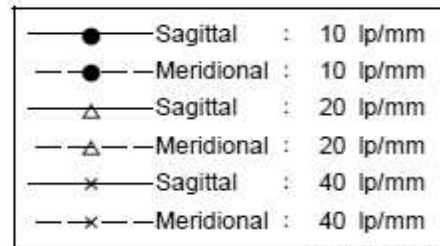
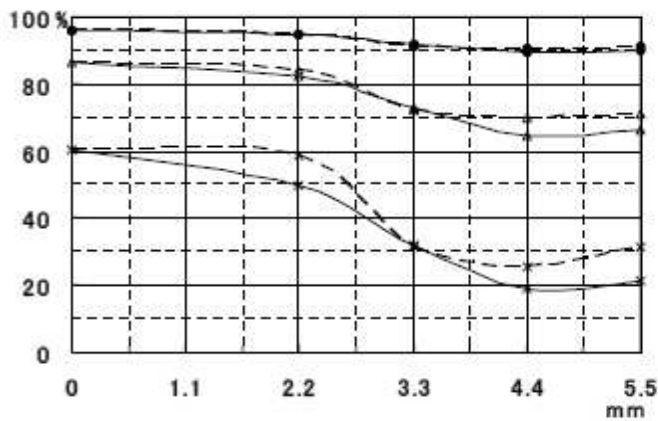
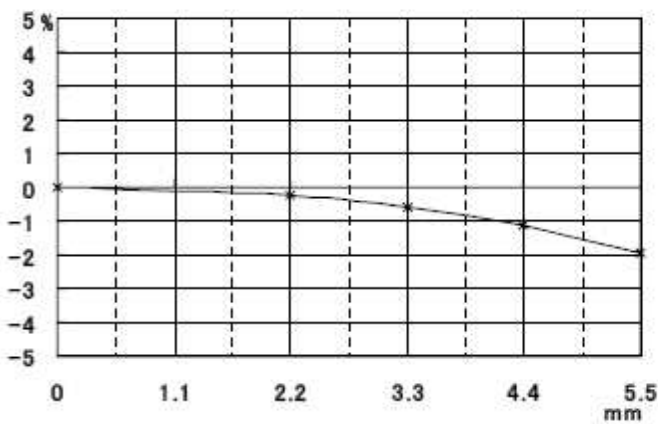


● Modulation Transfer Function (MTF)

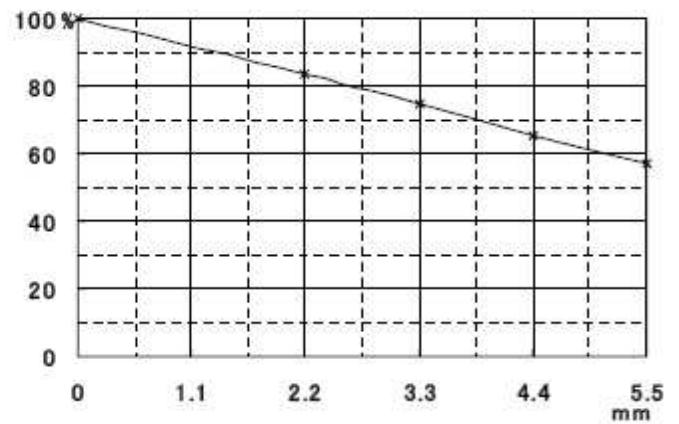


4D-0821T0170

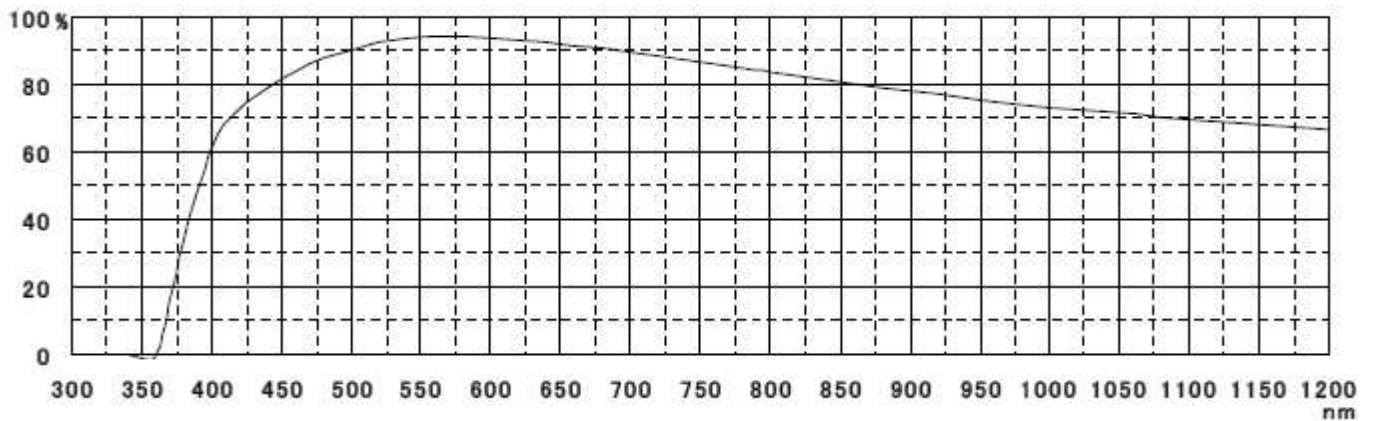
● Distortion (歪曲収差)



● Vignetting (周辺光量)



● Spectral Transmittance (分光透過率)



● Resolving Power (解像力)

y	0	3.3	4.4	5.5		
Rr(S)	63	40	32	32		
Rt(M)		32	32	40		

● Entrance Pupil Position (入射瞳位置)

-30.34 [mm] *

● Exit Pupil Position (射出瞳位置)

-44.37 [mm] *

● 1st Principal Point (第一主点)

-20.05 [mm] *

● 2nd Principal Point (第二主点)

-16.20 [mm] * (* : From Image Plane)

SPEC. INFO	FL-CC1614A-VG RC SPEC.	3131633-S001-RC-B13
		Sep. 27, 2012

1. Model FL-CC1614A-VG
2. Application For 2/3 Format Camera

3. Specification

3-1. Physical (As per the attached drawing)

- (1) Dimensions ϕ 30mm \times 33 mm
- (2) Weight 58g
- (3) Mount C-Mount (1 – 32 UN – 2A)
- (4) Filter Screw Size ϕ 27 mm , P = 0.5 mm

3-2. Optical

- (1) Focal Length 16 mm \pm 5%
- (2) Max. Aperture Ratio 1: 1.4
- (3) Iris Range F / 1.4 to F / 22
- (4) Angle of View
 Diagonal 38.19°
 Horizontal 30.72°
 Vertical 23.17°
- (5) Picture format 8.8 mm \times 6.6 mm
- (6) Minimum Object Distance 0.3 m
- (7) Back Focal Length 13.22 mm
- (8) Flange Back Length 17.526 mm \pm 0.05 mm

3-3. Mechanical

- (1) Focusing Mechanism Straight Helicoid
 Rotation Angle 90°
 Rotation Torque 0.49N·cm to 4.9 N·cm
 Focus Ring can be fixed at any positions by 3 fixing screws (A) or 1 thumb screw (refer to external view)
- (2) Iris Mechanism Non-click, Close-down
 Rotation Angle 98.5°
 Rotation Torque 0.98N·cm to 6.86 N·cm
 Iris Ring can be fixed at any positions by 3 fixing screws (B) or 1 thumb screw (refer to external view)

3-4. Vibration & Shock Test Standard

(1) Vibration Conditions

Wave	Sine Wave
Acceleration	1.96 m/s ² to 59.78 m/s ²
Cycle Range	10 Hz to 55 Hz
Cycle Period	3 Minutes
Duration of Vibration	120 Minutes Respectively in Three Dimensional Directions

(2) Shock Conditions

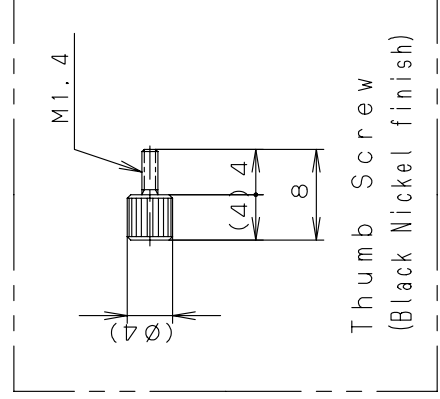
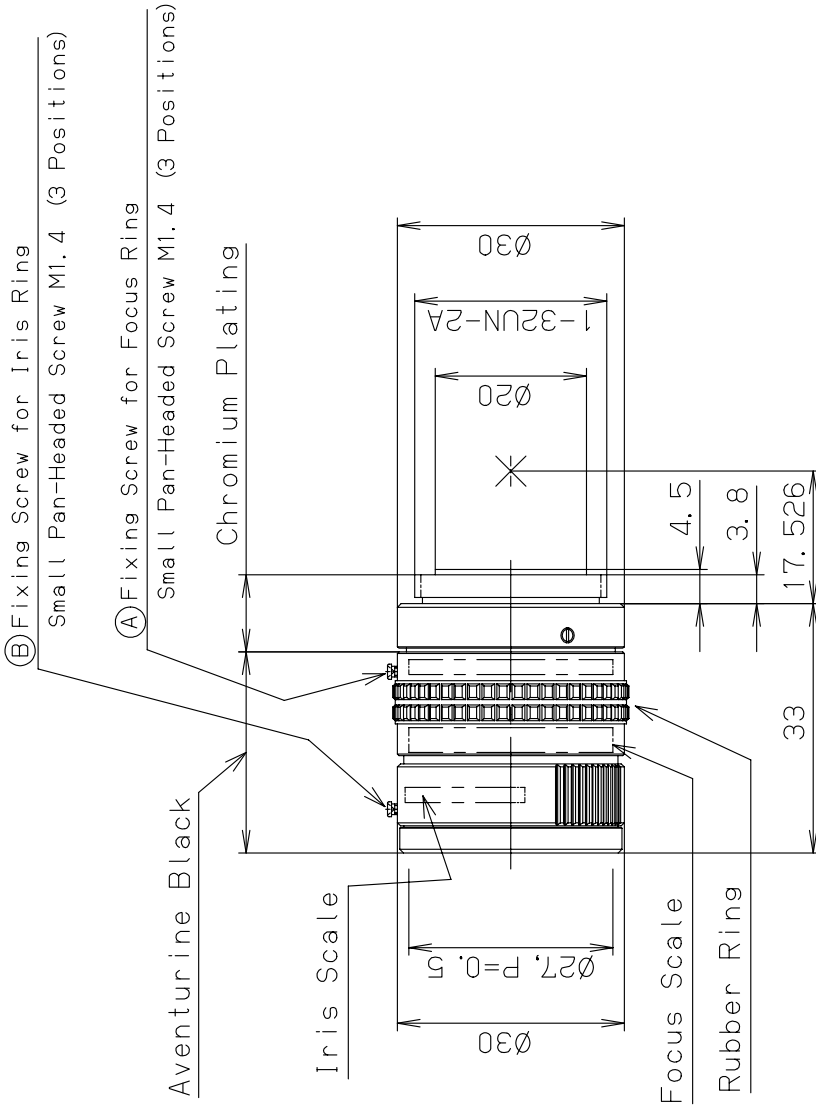
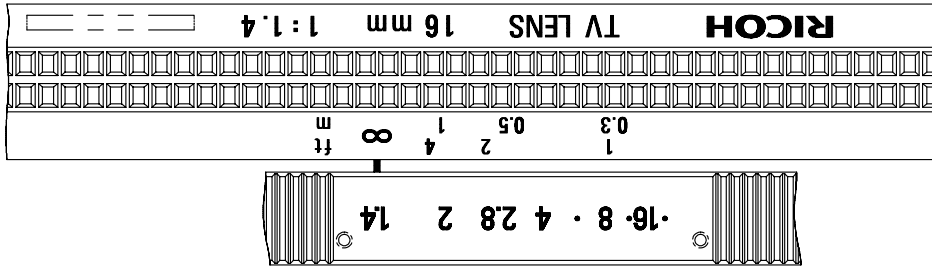
Tester	Shock Testing Machine by Dropping
Impact Force	588 m/s ²
Duration of Shock	3.5 ms
Directions & Number of Times	1 Time Respectively in Three Dimensional Directions

SPEC. INFO	FL-CC1614A-VG RC SPEC.	3131633-S001-RC-B23
		Sep. 27. 2012

3-5. Environmental Temperature Range -20°C to $+50^{\circ}\text{C}$

4. Accessories

- | | | |
|-----------------------------------|----------|----------------------|
| (1) Front Lens Cap | 1 piece | |
| (2) Rear Lens Cap | 1 piece | |
| (3) Fixing Screw ④ for Focus Ring | 3 pieces | |
| (4) Fixing Screw ⑤ for Iris Ring | 3 pieces | |
| (5) Thumbscrew | 2 pieces | (for Optional Usage) |
| (6) Packing Box | 1 piece | |





MACHINE VISION SHOP

FOR ALL YOUR VISION PRODUCTS

If you need any help selecting the right lens for you or you want to order?

Feel free to contact us via e-mail at sales@vision-consultancy.nl or visit our webshop.

Our experts are happy to help you.



Natascha Overhof



Christian Cromptvoets



VISION CONSULTANCY BV

Robert Schumandomein 2
6229 ES Maastricht
The Netherlands

+31 (0) 438 522 651

sales@vision-consultancy.nl
www.machine-vision-shop.com

Machine Vision Shop

