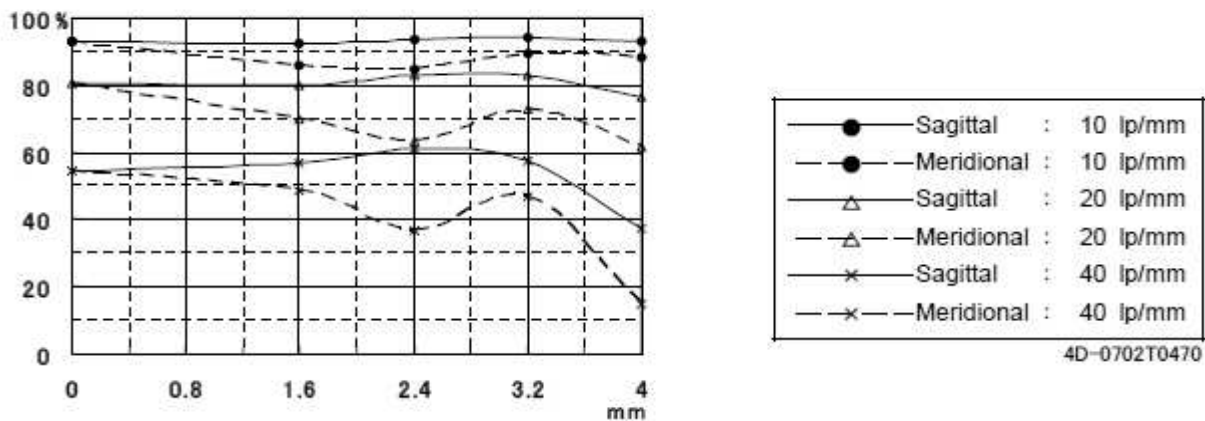
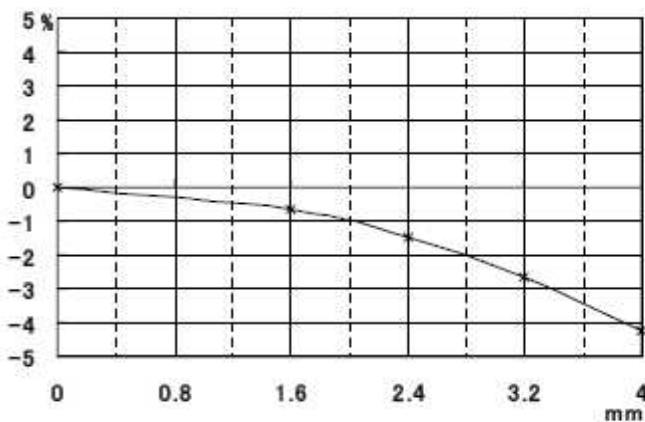


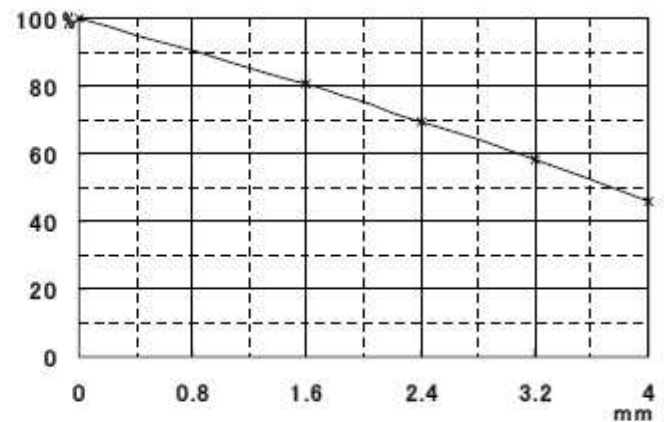
●Modulation Transfer Function (MTF)



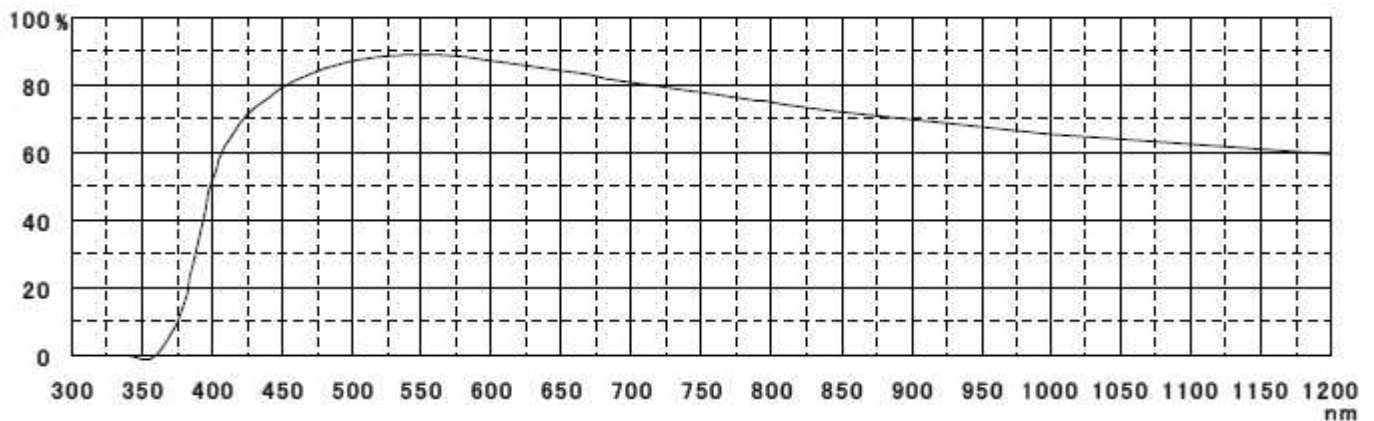
●Distortion (歪曲収差)



●Vignetting (周辺光量)



●Spectral Transmittance (分光透過率)



●Resolving Power (解像力)

y	0	2.4	3.2	4		
Rr(S)		80	63	40		
Rt(M)	63	40	63	25		

●Entrance Pupil Position (入射瞳位置)

-38.47 [mm] *

●Exit Pupil Position (射出瞳位置)

-322.64 [mm] *

●1st Principal Point (第一主点)

-26.74 [mm] *

●2nd Principal Point (第二主点)

-12.19 [mm] * (*: From Image Plane)

SPEC. INFO	FL-HC1212B-VG RC SPEC.	3161229-S001-RC-B13
		Sep. 27, 2012

1. Model FL-HC1212B-VG
2. Application For 1/2 Format Camera

3. Specification

3-1. Physical (As per the attached drawing)

- (1) Dimensions ϕ 30mm \times 35.5 mm
- (2) Weight 67g
- (3) Mount C-Mount (1 – 32 UN – 2A)
- (4) Filter Screw Size ϕ 27 mm , P = 0.5 mm

3-2. Optical

- (1) Focal Length 12 mm \pm 5%
- (2) Max. Aperture Ratio 1: 1.2
- (3) Iris Range F / 1.2 to F / 22
- (4) Angle of View
 Diagonal 37.83°
 Horizontal 30.18°
 Vertical 22.60°
- (5) Picture format 6.4 mm \times 4.8 mm
- (6) Minimum Object Distance 0.2 m
- (7) Back Focal Length 13.87 mm
- (8) Flange Back Length 17.526 mm \pm 0.05 mm

3-3. Mechanical

- (1) Focusing Mechanism Straight Helicoid
 Rotation Angle 90°
 Rotation Torque 0.49N·cm to 4.9 N·cm
 Focus Ring can be fixed at any positions by 3 fixing screws (A) or 1 thumb screw (refer to external view)
- (2) Iris Mechanism Non-click, Close-down
 Rotation Angle 98.5°
 Rotation Torque 0.98N·cm to 6.86 N·cm
 Iris Ring can be fixed at any positions by 3 fixing screws (B) or 1 thumb screw (refer to external view)

3-4. Vibration & Shock Test Standard

(1) Vibration Conditions

Wave	Sine Wave
Acceleration	1.96 m/s ² to 59.78 m/s ²
Cycle Range	10 Hz to 55 Hz
Cycle Period	3 Minutes
Duration of Vibration	120 Minutes Respectively in Three Dimensional Directions

(2) Shock Conditions

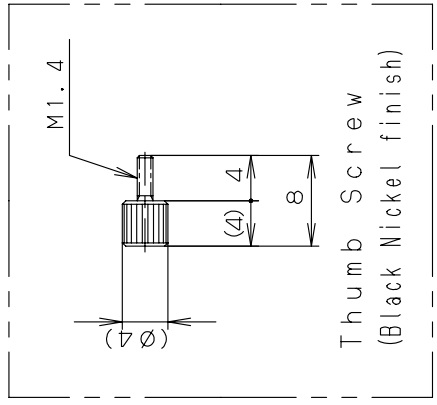
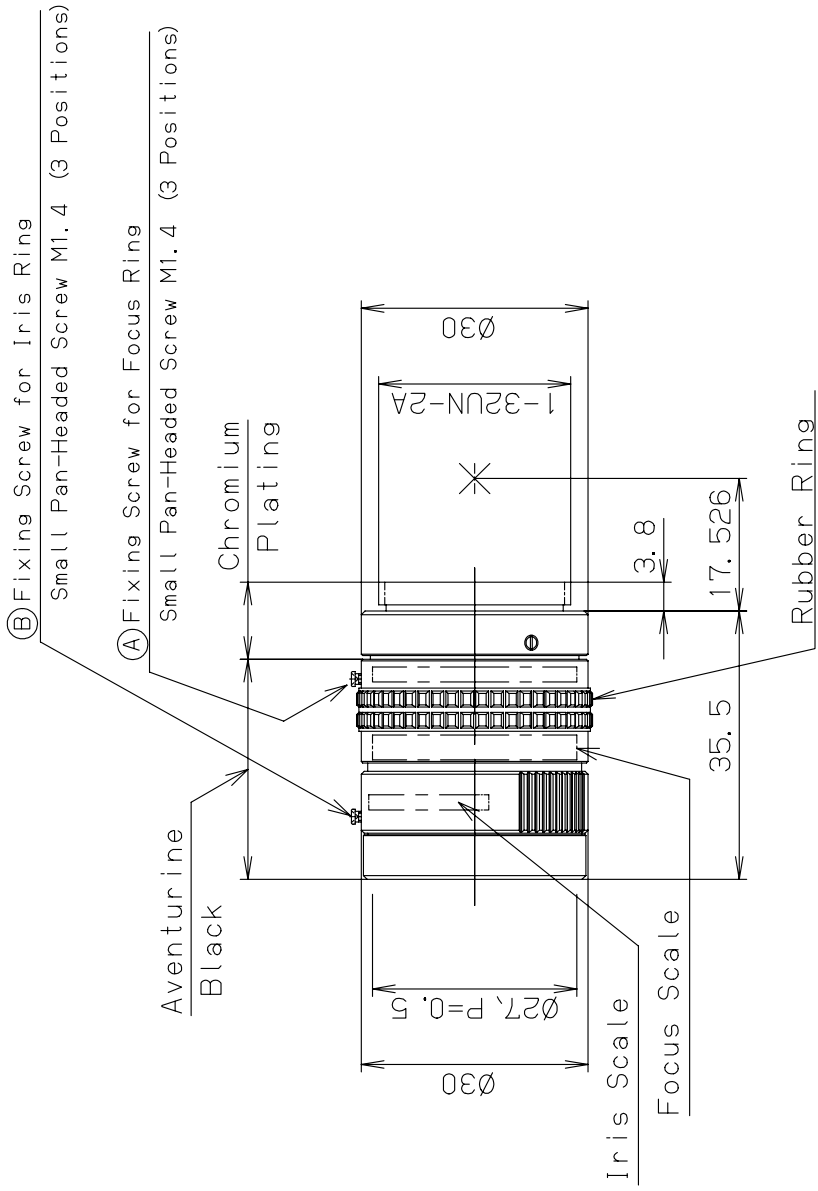
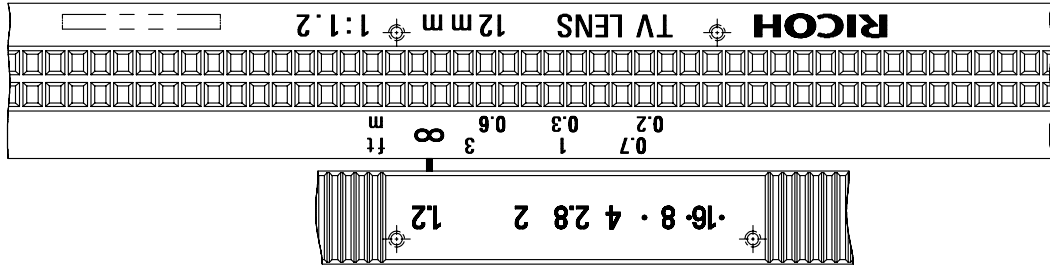
Tester	Shock Testing Machine by Dropping
Impact Force	588 m/s ²
Duration of Shock	3.5 ms
Directions & Number of Times	1 Time Respectively in Three Dimensional Directions

SPEC. INFO	FL-HC1212B-VG RC SPEC.	3161229-S001-RC-B23
		Sep. 27. 2012

3-5. Environmental Temperature Range -20°C to $+50^{\circ}\text{C}$

4. Accessories

- | | | |
|-----------------------------------|----------|----------------------|
| (1) Front Lens Cap | 1 piece | |
| (2) Rear Lens Cap | 1 piece | |
| (3) Fixing Screw ④ for Focus Ring | 3 pieces | |
| (4) Fixing Screw ⑤ for Iris Ring | 3 pieces | |
| (5) Thumbscrew | 2 pieces | (for Optional Usage) |
| (6) Packing Box | 1 piece | |



FL-HC1212B-VG
 3161229-S001-RC-B33
 Sep.27.2012
SPEC. INFO
 RICOH



VISION CONSULTANCY
MAKING THE UNSEEN VISIBLE

Thank you for downloading this document from
www.machine-vision-shop.com

If you have any questions, you need help composing the
right package for your application or do you want to order?

Feel free to contact us via e-mail at sales@vision-consultancy.nl or visit our webshop.

Our vision experts are happy to help you.



Natascha Overhof



Christian Cromptvoets



VISION CONSULTANCY

Robert Schumandomein 2
6229 ES Maastricht
The Netherlands

+31 (0) 438 522 651

sales@vision-consultancy.nl
www.machine-vision-shop.com

Scan me to visit
[machine-vision-shop](http://machine-vision-shop.com)

