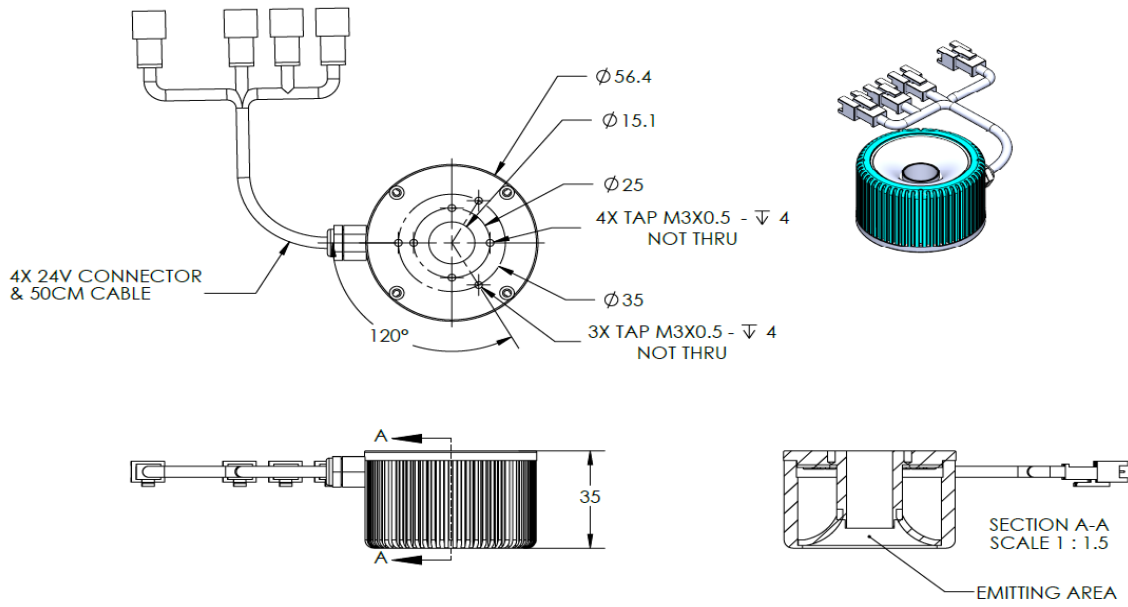


HPD2-00-050-1-RGBW-24V

Lighting Dimension



Mechanical Information	
Casing Material	Aluminium
Storage Temperature Range	0 - 45°C
Storage Humidity Range	20 - 85%
Weight	100 g
Length / Outer Diameter	56.4 mm
Width / Inner Diameter	15.1 mm
Thickness / Height	35 mm

HPD2-00-050-1-RGBW-24V

Lighting Information																																
Part Number	HPD2-00-050-1-RGBW-24V																															
LED Color	Red			Green			Blue			White																						
Wavelength	630			525			470			refer to chromaticity table																						
Working Distance	54 mm	64 mm	74 mm	54 mm	64 mm	74 mm	54 mm	64 mm	74 mm	54 mm	64 mm	74 mm																				
Intensity (±15%)	940 lx	800 lx	640 lx	2730 lx	2140 lx	1620 lx	3080 lx	2360 lx	1870 mm	2040 mm	1650 mm	1300 mm																				
Illumination (number of row)	1																															
Illumination Active Area	Active Length / Outer Dia.						44.4 mm																									
	Active Width / Inner Dia.						17.2 mm																									
Emission angle	0																															
Eye Safety Class (IEC62471)	EXEMPT			EXEMPT			II			EXEMPT																						
Chromaticity Table For White colour only	<table border="1"> <tbody> <tr> <td>X</td> <td>0.296</td> <td>0.287</td> <td>0.307</td> <td>0.311</td> <td>X</td> <td>0.311</td> <td>0.307</td> <td>0.33</td> <td>0.33</td> </tr> <tr> <td>Y</td> <td>0.276</td> <td>0.295</td> <td>0.315</td> <td>0.294</td> <td>Y</td> <td>0.294</td> <td>0.315</td> <td>0.339</td> <td>0.318</td> </tr> </tbody> </table>												X	0.296	0.287	0.307	0.311	X	0.311	0.307	0.33	0.33	Y	0.276	0.295	0.315	0.294	Y	0.294	0.315	0.339	0.318
X	0.296	0.287	0.307	0.311	X	0.311	0.307	0.33	0.33																							
Y	0.276	0.295	0.315	0.294	Y	0.294	0.315	0.339	0.318																							


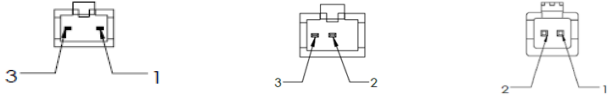
Electrical Information				
Rated Constant Voltage	24V±2%			
Rated Constant Current	60 mA	60 mA	60 mA	60 mA
Power Consumption	1.44 W	1.44 W	1.44 W	1.44 W
Casing temperature, After 60 minutes operation	39.2 C			
Max. continous current of RED, GREEN & BLUE LEDs on at the same time	*It is not recommended to turn on Red, Green and Blue colour at the same time. Refer to Maximum Simultaneous Current Output section in the last page for maximum current that can be supplied for each colour. Failure in following this may results in damaging the lighting.			

Strobe Mode Specification							
**Normal Strobe Voltage	24 V						
**Normal Strobe Current	60 mA	60 mA	60 mA	60 mA			
Overdrive Voltage Range	Min: 36 V Max: 48 V	Min: 36 V Max: 48 V	Min: 36 V Max: 48 V	Min: 36 V Max: 48 V			
Overdrive Current Range	Min: 200 mA Max: 251 mA	Min: 267 mA Max: 328 mA	Min: 267 mA Max: 328 mA	Min: 306 mA Max: 379 mA			
Max. pulse current of RED, GREEN & BLUE LEDs on at the same time	*It is not recommended to turn on Red, Green and Blue colour at the same time. Refer to Maximum Simultaneous Current Output section in the last page for maximum current that can be supplied for each colour. Failure in following this may results in damaging the lighting.						
Recommended Overdrive Voltage	36 V						
***Max. Trigger Pulse Duration	10 msec						
***Max. Duty Cycle	10%						

**Normal strobe means the lighting is operated using the rated power. Overdrive means the power supplied to the lighting exceeded the rated power.

***Overdrive condition must not exceed the max. trigger pulse duration and max. duty cycle. Failure in following this may results in damaging the lighting.





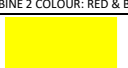


HPD2-00-050-1-RGBW-24V

Connection Information			
Connector Type (Default)	JST SMR-03V		
Cable Length	50 cm		
Pin Configuration 	Pin	Signal	Cable Colour
	1	LED +	Red
	2	N.C	-
	3	LED -	White
	4	-	-
	5	-	-
			

Additional Information	
Additional Cooling Method	Attached to machine part for better heat dissipation
Intensity Controller Selection	SD, ST, ANG, LC, SDA, SDP series
CE Conformity	YES
RoHS Compliance	YES

Application	
Illumination Type	Diffused Ring Illumination
Application Use	Shining Surface and Food Packaging Inspection

HPD2-00-050-1-RGBW-24V

Maximum Simultaneous Current Output Information		
Colour	Current	Remarks
 SINGLE COLOUR : RED	0.5 A	TOTAL CURRENT OUTPUT : 0.5 A RECOMMENDED OVERDRIVE CURRENT : 1.1 A (36 V) ** OPTIMUM FOR SINGLE COLOUR
 SINGLE COLOUR : GREEN	0.4 A	TOTAL CURRENT OUTPUT : 0.4 A RECOMMENDED OVERDRIVE CURRENT : 1.17 A (36 V) ** OPTIMUM FOR SINGLE COLOUR
 SINGLE COLOUR : BLUE	0.45 A	TOTAL CURRENT OUTPUT : 0.45 A RECOMMENDED OVERDRIVE CURRENT : 1.21 A (36 V) ** OPTIMUM FOR SINGLE COLOUR
 COMBINE 2 COLOUR: RED & BLUE	0.5 A	TOTAL CURRENT OUTPUT : 0.5 A ****(EXAMPLE : RED = 0.25 A , BLUE = 0.25 A) ****(OVERDRIVE STROBE MODE EXAMPLE : RED = 0.5 A , BLUE = 0.5 A) FOR COMBINE COLOUR TEMPERATURE CANNOT EXCEED MORE THAN 60°C ENSURE CURRENT MUST NOT EXCEED 0.5 A
 COMBINE 2 COLOUR: RED & GREEN	0.5 A	TOTAL CURRENT OUTPUT : 0.5 A ****(EXAMPLE : RED = 0.25 A , GREEN = 0.25 A) FOR COMBINE COLOUR TEMPERATURE CANNOT EXCEED MORE THAN 60°C ENSURE CURRENT MUST NOT EXCEED 0.5 A
 COMBINE 2 COLOUR: GREEN & BLUE	0.5 A	TOTAL CURRENT OUTPUT : 0.5 A ****(EXAMPLE : GREEN = 0.25 A , BLUE = 0.25 A) ****(OVERDRIVE STROBE MODE EXAMPLE : RED = 0.5 A , BLUE = 0.5 A) FOR COMBINE COLOUR TEMPERATURE CANNOT EXCEED MORE THAN 60°C ENSURE CURRENT MUST NOT EXCEED 0.5 A
 COMBINE COLOUR: RED, GREEN & BLUE	0.5 A	TOTAL CURRENT OUTPUT : 0.5 A ****(EXAMPLE : RED = 0.16 A , GREEN = 0.16 A , BLUE = 0.16 A) ****(OVERDRIVE STROBE MODE EXAMPLE : RED = 0.33 A , GREEN = 0.33 A , BLUE = 0.33 A) FOR COMBINE COLOUR TEMPERATURE CANNOT EXCEED MORE THAN 60°C ENSURE CURRENT MUST NOT EXCEED 0.5 A

HPD2-00-050-1-RGBW-24V

Lighting Pattern																																													
Working Distance	TBA																																												
Display and Image	TBA																																												
Data Results	<table border="1"> <thead> <tr> <th>Horizontal</th> <th>Meas.(mm)</th> <th>Vertical</th> <th>Meas.(mm)</th> </tr> </thead> <tbody> <tr><td>90%</td><td></td><td>90%</td><td></td></tr> <tr><td>80%</td><td></td><td>80%</td><td></td></tr> <tr><td>70%</td><td></td><td>70%</td><td></td></tr> <tr><td>60%</td><td></td><td>60%</td><td></td></tr> <tr><td>50%</td><td></td><td>50%</td><td></td></tr> <tr><td>40%</td><td></td><td>40%</td><td></td></tr> <tr><td>30%</td><td></td><td>30%</td><td></td></tr> <tr><td>20%</td><td></td><td>20%</td><td></td></tr> <tr><td>10%</td><td></td><td>10%</td><td></td></tr> </tbody> </table> <table border="1"> <thead> <tr> <th>Max.</th> <th>Meas.(cd/m2)</th> </tr> </thead> <tbody> <tr> <td></td> <td></td> </tr> </tbody> </table>	Horizontal	Meas.(mm)	Vertical	Meas.(mm)	90%		90%		80%		80%		70%		70%		60%		60%		50%		50%		40%		40%		30%		30%		20%		20%		10%		10%		Max.	Meas.(cd/m2)		
Horizontal	Meas.(mm)	Vertical	Meas.(mm)																																										
90%		90%																																											
80%		80%																																											
70%		70%																																											
60%		60%																																											
50%		50%																																											
40%		40%																																											
30%		30%																																											
20%		20%																																											
10%		10%																																											
Max.	Meas.(cd/m2)																																												



VISION CONSULTANCY
MAKING THE UNSEEN VISIBLE

Thank you for downloading this document from
www.machine-vision-shop.com

If you have any questions, you need help composing the
right package for your application or do you want to order?

Feel free to contact us via e-mail at sales@vision-consultancy.nl or visit our webshop.

Our vision experts are happy to help you.



Natascha Overhof



Christian Cromptvoets



VISION CONSULTANCY

Robert Schumandomein 2
6229 ES Maastricht
The Netherlands

+31 (0) 438 522 651

sales@vision-consultancy.nl
www.machine-vision-shop.com

Scan me to visit
[machine-vision-shop](http://machine-vision-shop.com)

