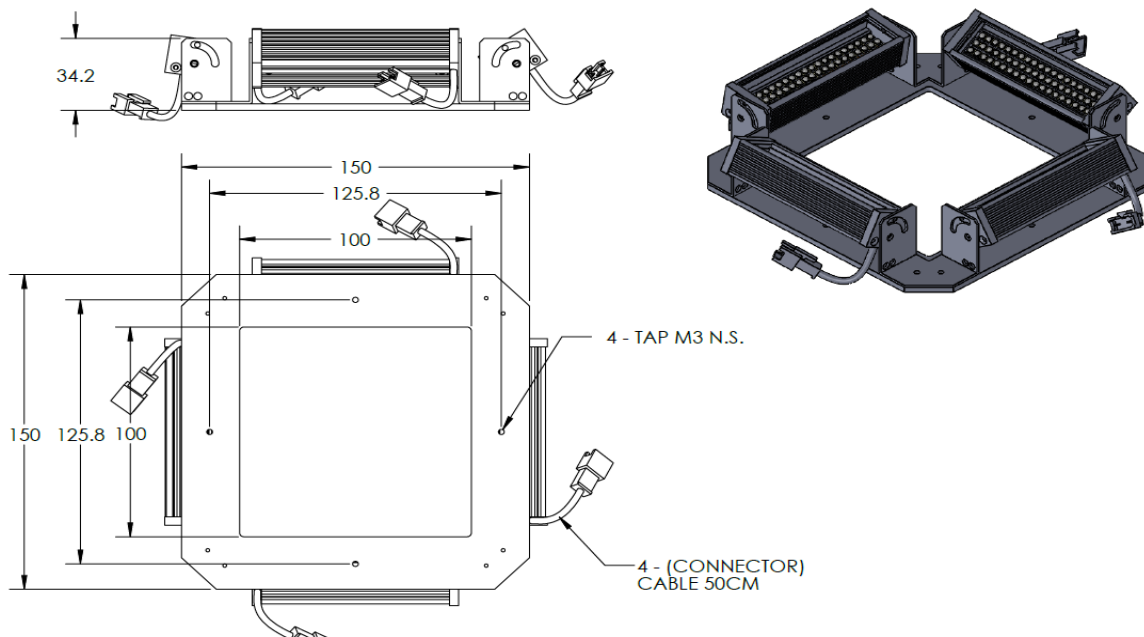




ILLUMINATOR DATA (ID)

LBQ40-00-080-3-R-24V

Lighting Dimension



Mechanical Information

Casing Material	Aluminium
Storage Temperature Range	0 - 45°C
Storage Humidity Range	20 - 85%
Weight	505g
Length / Outer Diameter	150mm
Width / Inner Diameter	150mm
Thickness / Height	34.2mm



ILLUMINATOR DATA (ID)

LBQ40-00-080-3-R-24V

Lighting Information			
Part Number	LBQ40-00-080-3-R-24V		
LED Color	RED		
Wavelength	630nm		
Working Distance	115 mm	126 mm	137 mm
Intensity (±15%)	TBA	TBA	TBA
Illumination (number of row)	3		
Illumination Active Area	Active Length / Outer Dia.		50 mm
	Active Width / Inner Dia.		19.4 mm
Emission angle	0		
Eye Safety Class (IEC62471)	EXEMPT		
Chromaticity Table For White colour only	Nil		

Electrical Information	
Rated Constant Voltage	24V±2%
Rated Constant Current	360mA
Power Consumption	8.64 W
Casing temperature, After 60 minutes operation	49.7 °C

Strobe Mode Specification		
*Normal Strobe Voltage	24 V	
*Normal Strobe Current	360 mA	
Overdrive Voltage Range	Min: 36V	Max: 48V
Overdrive Current Range	Min: 1.8 A	Max: 3.08 A
Recommended Overdrive Voltage	36V	
**Max. Trigger Pulse Duration	10 msec	
**Max. Duty Cycle	10%	


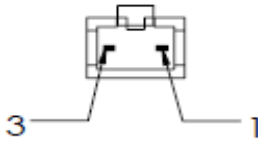
*Normal strobe means the lighting is operated using the rated power. Overdrive means the power supplied to the lighting exceeded the rated power.

**Overdrive condition must not exceed the max. trigger pulse duration and max. duty cycle.



ILLUMINATOR DATA (ID)

LBQ40-00-080-3-R-24V

Connection Information			
Connector Type (Default)	JST SMR-03V		
Cable Length	50 cm		
Pin Configuration 	Pin	Signal	Cable Colour
	1	LED +	Red
	2	N.C	-
	3	LED -	White
			

Additional Information	
Additional Cooling Method	Attached to machine part for better heat dissipation
Intensity Controller Selection	SD, ST, ANG, LC, SDA, SDP series
CE Conformity	YES
RoHS Compliance	YES

Application	
Illumination Type	Direct Illumination
Application Use	Label Inspection, Character Inspection, Code Recognition



ILLUMINATOR DATA (ID)

LBQ40-00-080-3-R-24V

Lighting Pattern				
Working Distance	For further details please contact us			
Display and Image				
Data Results	Horizontal	Meas.(mm)	Vertical	Meas.(mm)
	90%		90%	
	80%		80%	
	70%		70%	
	60%		60%	
	50%		50%	
	40%		40%	
	30%		30%	
	20%		20%	
	10%		10%	



VISION CONSULTANCY
MAKING THE UNSEEN VISIBLE

Thank you for downloading this document from
www.machine-vision-shop.com

If you have any questions, you need help composing the
right package for your application or do you want to order?

Feel free to contact us via e-mail at sales@vision-consultancy.nl or visit our webshop.

Our vision experts are happy to help you.



Natascha Overhof



Christian Cromptoets



VISION CONSULTANCY

Robert Schumandomein 2
6229 ES Maastricht
The Netherlands

+31 (0) 438 522 651

sales@vision-consultancy.nl

Scan me to visit
machine-vision-shop

