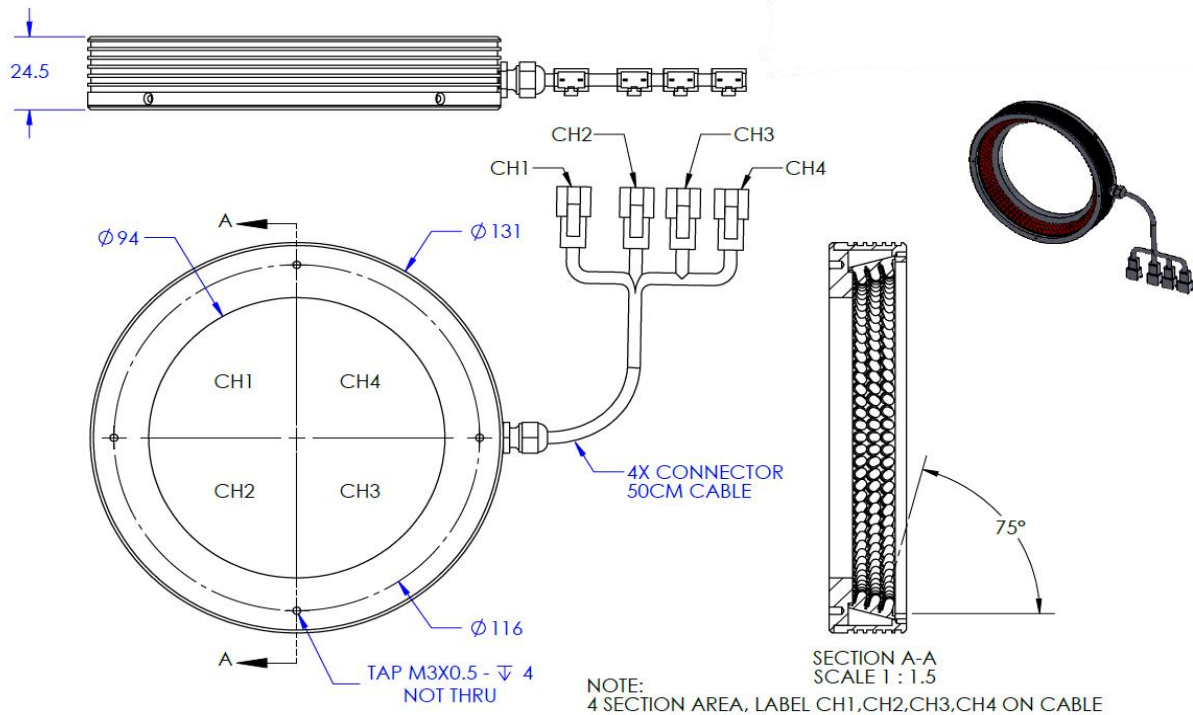




ILLUMINATOR DATA (ID)

LLA-75-130-3-R-24V-4CH

Lighting Dimension



Mechanical Information	
Casing Material	Aluminium
Storage Temperature Range	0 - 45°C
Storage Humidity Range	20 - 85%
Weight	265 g
Length / Outer Diameter	131 mm
Width / Inner Diameter	94 mm
Thickness / Height	24.5 mm





ILLUMINATOR DATA (ID)

LLA-75-130-3-R-24V-4CH

Lighting Information																														
Part Number	LLA-75-130-3-R-24V-4CH																													
Channel	CH1			CH2			CH3			CH4																				
LED Color	RED																													
Wavelength	630 nm																													
Working Distance	170 mm	181 mm	192 mm	170 mm	181 mm	192 mm	170 mm	181 mm	192 mm	170 mm	181 mm	192 mm																		
Intensity (±15%)	TBA	TBA	TBA	TBA	TBA	TBA	TBA	TBA	TBA	TBA	TBA	TBA																		
Illumination (number of row)	1																													
Illumination Active Area	Active Length / Outer Dia.			116 mm																										
	Active Width / Inner Dia.			94 mm																										
Emission angle	0																													
Eye Safety Class (IEC62471)	EXEMPT																													
Chromaticity Table For White colour only	<table border="1"> <tr><td>X</td><td>0.296</td><td>0.287</td><td>0.307</td><td>0.311</td></tr> <tr><td>Y</td><td>0.276</td><td>0.295</td><td>0.315</td><td>0.294</td></tr> </table>					X	0.296	0.287	0.307	0.311	Y	0.276	0.295	0.315	0.294	<table border="1"> <tr><td>X</td><td>0.311</td><td>0.307</td><td>0.33</td><td>0.33</td></tr> <tr><td>Y</td><td>0.294</td><td>0.315</td><td>0.339</td><td>0.318</td></tr> </table>					X	0.311	0.307	0.33	0.33	Y	0.294	0.315	0.339	0.318
	X	0.296	0.287	0.307	0.311																									
Y	0.276	0.295	0.315	0.294																										
X	0.311	0.307	0.33	0.33																										
Y	0.294	0.315	0.339	0.318																										

Electrical Information				
Rated Constant Voltage	24V±2%			
Rated Constant Current	90 mA	90 mA	90 mA	90 mA
Power Consumption	2.16 W	2.16 W	2.16 W	2.16 W
Casing temperature, After 60 minutes operation	52.3 °C			
Max. continous current of RED, GREEN & BLUE LEDs on at the same time	*It is not recommended to turn on Red, Green and Blue colour at the same time. Refer to Maximum Simultaneous Current Output section in the last page for maximum current that can be supplied for each colour. Failure in following this may results in damaging the lighting.			

Strobe Mode Specification				
**Normal Strobe Voltage	24 V			
**Normal Strobe Current	90 mA	90 mA	90 mA	90 mA
Overdrive Voltage Range	Min: 36 V Max: 48 V	Min: 36 V Max: 48 V	Min: 36 V Max: 48 V	Min: 36 V Max: 48 V
Overdrive Current Range	Min: 1.09 A Max: 1.96 A	Min: 1.09 A Max: 1.96 A	Min: 1.09 A Max: 1.96 A	Min: 1.09 A Max: 1.96 A
Max. pulse current of RED, GREEN & BLUE LEDs on at the same time	*It is not recommended to turn on Red, Green and Blue colour at the same time. Refer to Maximum Simultaneous Current Output section in the last page for maximum current that can be supplied for each colour. Failure in following this may results in damaging the lighting.			
Recommended Overdrive Voltage	36 V			
***Max. Trigger Pulse Duration	10 msec			
***Max. Duty Cycle	10%			


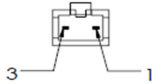
**Normal strobe means the lighting is operated using the rated power. Overdrive means the power supplied to the lighting exceeded the rated power.

***Overdrive condition must not exceed the max. trigger pulse duration and max. duty cycle. Failure in following this may results in damaging the lighting.



ILLUMINATOR DATA (ID)

LLA-75-130-3-R-24V-4CH

Connection Information			
Connector Type (Default)	JST SMR-03V		
Cable Length	50 cm		
Pin Configuration 	Pin	Signal	Cable Colour
	1	LED +	Red
	2	N.C	-
	3	LED -	White
			








Additional Information	
Additional Cooling Method	Attached to machine part for better heat dissipation
Intensity Controller Selection	SD, ST, ANG, LC, SDA, SDP series
CE Conformity	YES
RoHS Compliance	YES

Application	
Illumination Type	Diffused Illumination
Application Use	Character Recognition on Shining Surface, Lead Inspection



ILLUMINATOR DATA (ID)

LLA-75-130-3-R-24V-4CH

Maximum Simultaneous Current Output Information		
Colour	Current	Remarks
 SINGLE COLOUR : RED	0.24 A	TOTAL CURRENT OUTPUT : 0.24 A RECOMMENDED OVERDRIVE CURRENT : 0.55 A (36 V) ** OPTIMUM FOR SINGLE COLOUR
 SINGLE COLOUR : GREEN	0.24 A	TOTAL CURRENT OUTPUT : 0.24 A RECOMMENDED OVERDRIVE CURRENT : 0.55 A (36 V) ** OPTIMUM FOR SINGLE COLOUR
 SINGLE COLOUR : BLUE	0.24 A	TOTAL CURRENT OUTPUT : 0.24 A RECOMMENDED OVERDRIVE CURRENT : 0.55 A (36 V) ** OPTIMUM FOR SINGLE COLOUR
 COMBINE 2 COLOUR: RED & BLUE	0.24 A	TOTAL CURRENT OUTPUT : 0.24 A ****[EXAMPLE : RED = 0.12 A , BLUE = 0.12 A] ****[OVERDRIVE STROBE MODE EXAMPLE : RED = 0.28 A , BLUE = 0.28 A] FOR COMBINE COLOUR TEMPERATURE CANNOT EXCEED MORE THAN 60°C ENSURE CURRENT MUST NOT EXCEED 0.5 A
 COMBINE 2 COLOUR: RED & GREEN	0.24 A	TOTAL CURRENT OUTPUT : 0.24 A ****[EXAMPLE : RED = 0.12 A , GREEN = 0.12 A] ****[OVERDRIVE STROBE MODE EXAMPLE : RED = 0.28 A , GREEN = 0.28 A] FOR COMBINE COLOUR TEMPERATURE CANNOT EXCEED MORE THAN 60°C ENSURE CURRENT MUST NOT EXCEED 0.5 A
 COMBINE 2 COLOUR: GREEN & BLUE	0.24 A	TOTAL CURRENT OUTPUT : 0.24 A ****[EXAMPLE : GREEN = 0.12 A , BLUE = 0.12 A] ****[OVERDRIVE STROBE MODE EXAMPLE : RED = 0.28 A , BLUE = 0.28 A] FOR COMBINE COLOUR TEMPERATURE CANNOT EXCEED MORE THAN 60°C ENSURE CURRENT MUST NOT EXCEED 0.5 A
 COMBINE COLOUR: RED, GREEN & BLUE	0.24 A	TOTAL CURRENT OUTPUT : 0.24 A ****[EXAMPLE : RED = 0.08 A , GREEN = 0.08 A , BLUE = 0.08 A] ****[OVERDRIVE STROBE MODE EXAMPLE : RED = 0.18 A , GREEN = 0.18 A , BLUE = 0.18 A] FOR COMBINE COLOUR TEMPERATURE CANNOT EXCEED MORE THAN 60°C ENSURE CURRENT MUST NOT EXCEED 0.5 A



ILLUMINATOR DATA (ID)

LLA-75-130-3-R-24V-4CH

Lighting Pattern																																									
Working Distance	For further details please contact us																																								
Display and Image																																									
Data Results	<table border="1"> <thead> <tr> <th>Horizontal</th> <th>Meas.(mm)</th> <th>Vertical</th> <th>Meas.(mm)</th> </tr> </thead> <tbody> <tr><td>90%</td><td></td><td>90%</td><td></td></tr> <tr><td>80%</td><td></td><td>80%</td><td></td></tr> <tr><td>70%</td><td></td><td>70%</td><td></td></tr> <tr><td>60%</td><td></td><td>60%</td><td></td></tr> <tr><td>50%</td><td></td><td>50%</td><td></td></tr> <tr><td>40%</td><td></td><td>40%</td><td></td></tr> <tr><td>30%</td><td></td><td>30%</td><td></td></tr> <tr><td>20%</td><td></td><td>20%</td><td></td></tr> <tr><td>10%</td><td></td><td>10%</td><td></td></tr> </tbody> </table>	Horizontal	Meas.(mm)	Vertical	Meas.(mm)	90%		90%		80%		80%		70%		70%		60%		60%		50%		50%		40%		40%		30%		30%		20%		20%		10%		10%	
Horizontal	Meas.(mm)	Vertical	Meas.(mm)																																						
90%		90%																																							
80%		80%																																							
70%		70%																																							
60%		60%																																							
50%		50%																																							
40%		40%																																							
30%		30%																																							
20%		20%																																							
10%		10%																																							



VISION CONSULTANCY
MAKING THE UNSEEN VISIBLE

Thank you for downloading this information from
www.machine-vision-shop.com

If you have any questions, you need help composing the
right package for your application or do you want to order?

Feel free to contact us via e-mail at sales@vision-consultancy.nl or visit our webshop.

Our vision experts are happy to help you.



Natascha Overhof



Christian Cromptvoets



VISION CONSULTANCY

Robert Schumandomein 2
6229 ES Maastricht
The Netherlands

+31 (0) 438 522 651

sales@vision-consultancy.nl
www.machine-vision-shop.com

Scan me to visit
[machine-vision-shop](http://machine-vision-shop.com)

