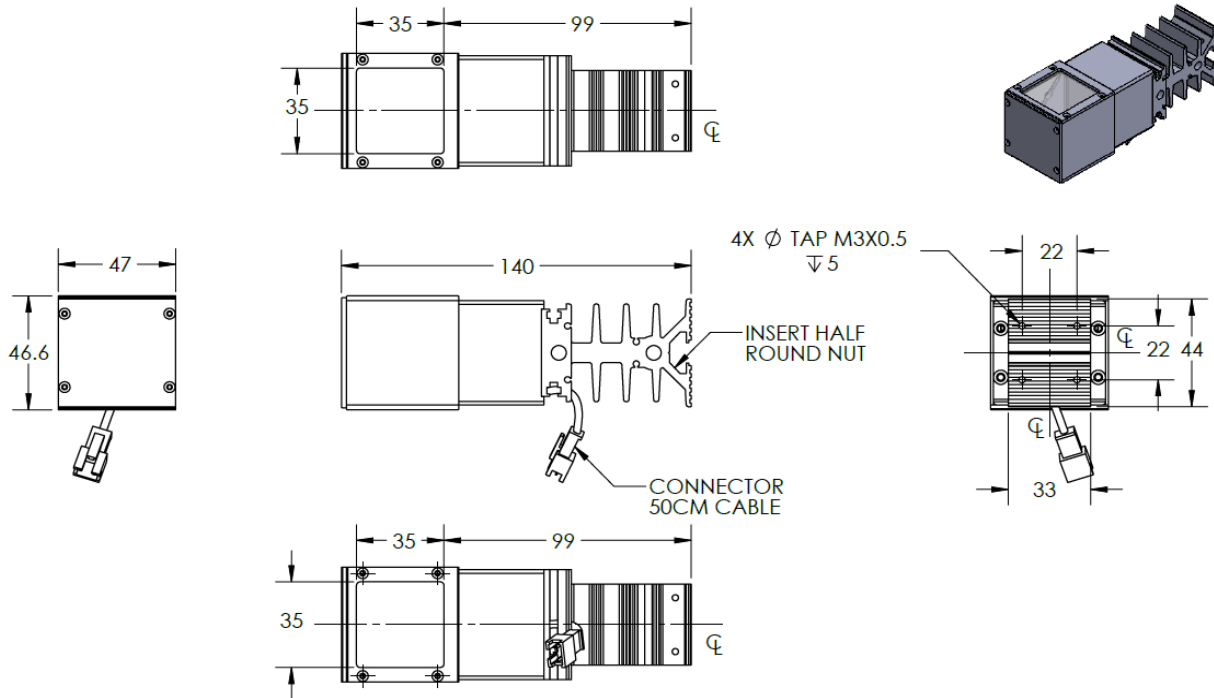




# ILLUMINATOR DATA-ID

## HCAS2-00-035-X-B-24V

### Lighting Dimension




Mechanical Information	
Casing Material	Aluminium
Storage Temperature Range	Temp 0-45°C, Humidity 20-85%
Weight	286 g
Length / Outer Diameter	140 mm
Width / Inner Diameter	47 mm
Thickness / Height	46.6 mm



# ILLUMINATOR DATA-ID

## HCAS2-00-035-X-B-24V

Optical Information				
Part Number	HCAS2-00-035-X-B-24V			
LED Color	BLUE			
Wavelength	(nm)	460		
Intensity (±15%)	(Lux)	3040	2640 2360	
Working Distance	(mm)	100	110 120	
Illumination (number of row)	X			
Illumination Active Area				
Active Length / Outer Diameter	(mm)	35		
Active Width / Inner Diameter	(mm)	35		
Emission angle	(deg.)	0		
Eye Safety Class ( IEC62471 )	II			
Electrical Information				
Lighting Supply Voltage (constant voltage mode)	24V ± 2%			
Continuous Current	(mA)	380		
Power Consumption	(W)	9.12		
Lighting casing temperature, Operating after 60 minutes	°C	67.7		
Strobe Mode Specification				
Pulse Operation	YES			
Max. Lighting Supply Voltage (Constant voltage power supply)	(V)	Pulsing at 24VDC to 48VDC, 0-10% Duty Cycle, Recommended at 36VDC		
Pulse Current, (Max. 10msec) (Constant current power supply)	(mA)	1140		
Max. Trigger Pulse Duration	(msec)	10		
Duty Cycle	0-10%			
Additional Information				
Additional Cooling Method	Attached to machine part for better heat dissipation			
Intensity Controller Selection	ANG, ST, SD and SDA Series			
CE Conformity	YES			
RoHS Compliance	YES			
Connection				
Connector Type (Default):	JST SMR-03V			
Cable Length out from lighting :	(mm)	500		
Pin Configuration :		Pin	Signal	Cable Color
		1	LED +	RED
		2	N.C.	---
		3	LED -	WHITE
				
Application				
Illumination Type	Coaxial Illumination			
Applicattion Use	Surface inspection and alignment, wafer, metal surface, film, LCD and glass, pattern on PCB.			



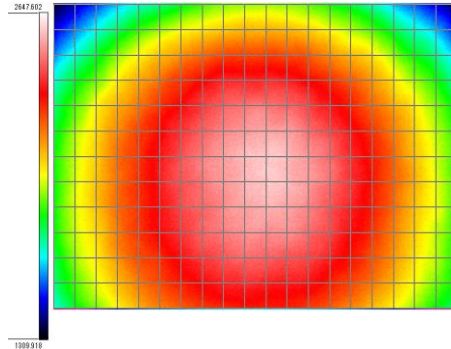
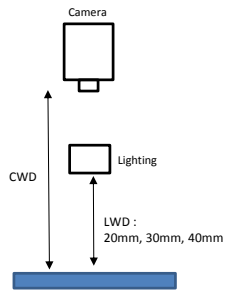
# ILLUMINATOR DATA-ID

## HCAS2-00-035-X-B-24V

Uniform Graph ( Relative Irradiation Strength) - Representative pattern

Lens focal length,  $f = \text{Infinity}$   
CWD = 88mm  
LWD = 20mm, 30mm, 40mm  
Lighting angle: 0

Tolerance %	L X W
10%	15 X 17
20%	26 X 24
30%	33 X 27
40%	35 X 28





**VISION CONSULTANCY**  
MAKING THE UNSEEN VISIBLE

Thank you for downloading this document from  
[www.machine-vision-shop.com](http://www.machine-vision-shop.com)

If you have any questions, you need help composing the  
right package for your application or do you want to order?

Feel free to contact us via e-mail at [sales@vision-consultancy.nl](mailto:sales@vision-consultancy.nl) or visit our webshop.

Our vision experts are happy to help you.



Natascha Overhof



Christian Cromptvoets



**VISION CONSULTANCY**

Robert Schumandomein 2  
6229 ES Maastricht  
The Netherlands

+31 (0) 438 522 651

[sales@vision-consultancy.nl](mailto:sales@vision-consultancy.nl)  
[www.machine-vision-shop.com](http://www.machine-vision-shop.com)

Scan me to visit  
[machine-vision-shop](http://machine-vision-shop.com)

